

# A real power pack, but flexible as well!

**LTM 1350-6.1**

Mobile crane  
Grue mobile

**LIEBHERR**

Mobile and crawler cranes



400 USt



230 ft



310 ft



439 ft



# Technical data

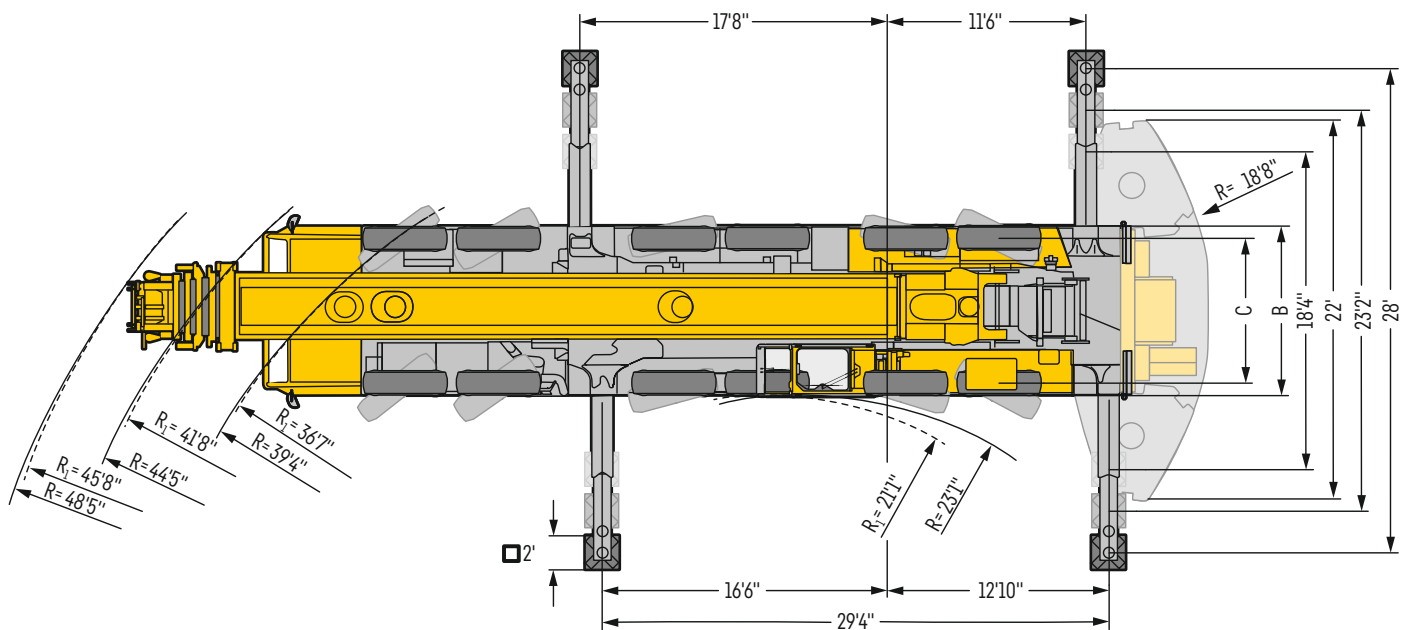
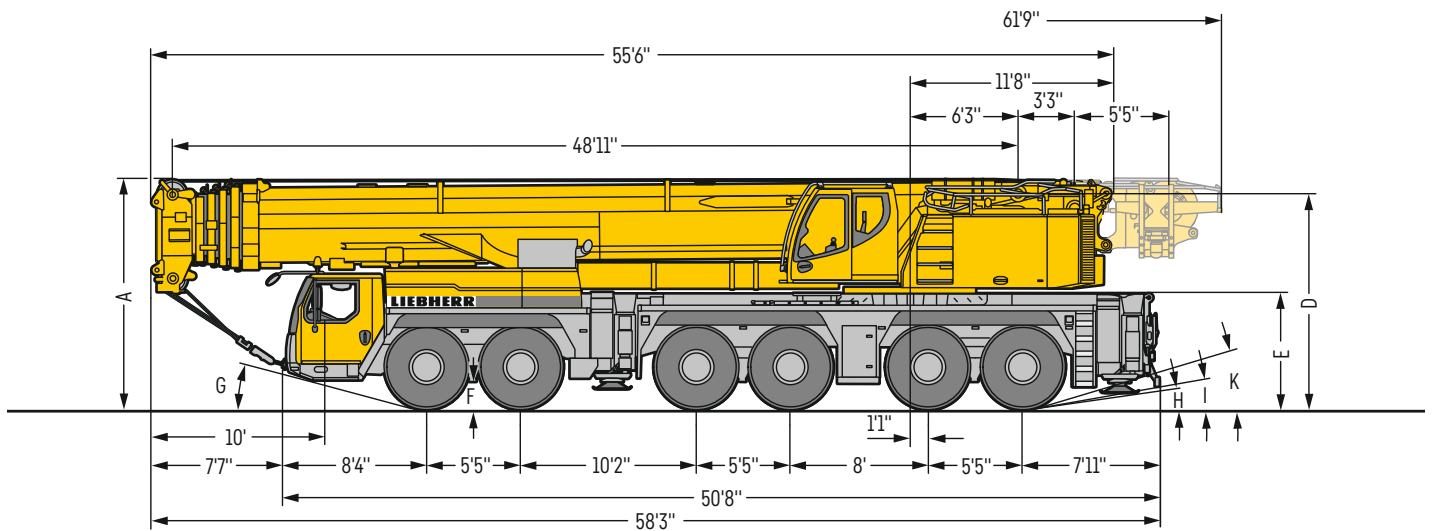
## Caractéristiques technique

---

<b>Dimensions</b>	
Encombrement .....	3
<b>Mobile crane</b>	
Grue mobile .....	4-5
<b>Crane data</b>	
Dates de la grue .....	6
<b>Counterweight</b>	
Contrepoids .....	7
<b>High capacities and flexible boom system</b>	
Forces de levage élevées et système de flèche flexible .....	8-10
<b>On-road driving</b>	
Déplacement sur route .....	11
<b>Jobsite driving</b>	
Déplacement sur chantier .....	11
<b>Boom/jib combinations</b>	
Configurations de flèche .....	12-15
<b>T</b> .....	16-18
<b>TY</b> .....	19-23
<b>TF</b> .....	24-32
<b>TYVEF</b> .....	33-47
<b>TYF</b> .....	48-55
<b>TN</b> .....	56-65
<b>TYVEN</b> .....	66-81
<b>Equipment</b>	
Équipement .....	82-83
<b>Description of symbols</b>	
Explication des symboles .....	84
<b>Remarks</b>	
Remarques .....	85

# Dimensions

## Encombrement



R<sub>1</sub> = All-wheel steering · Direction toutes roues

US2271.06

## Dimensions · Encombrement

	A	A 5" *	B	C	D	E	F	G	H	I	K
445/95 R 25 (16.00 R 25)	13'1"	12'9"	9'10"	8'4"	12'4"	6'7"	1'4"	14°	9°	10°	15°
525/80 R 25 (20.5 R 25)	13'1"	12'9"	10'2"	8'5"	12'4"	6'7"	1'4"	14°	9°	10°	15°

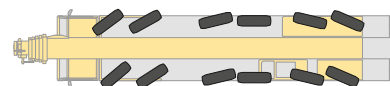
\* lowered · abaissé

# LTM 1350-6.1

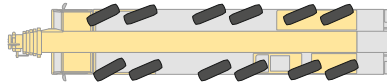
**P1 Road steering**  
Direction sur route



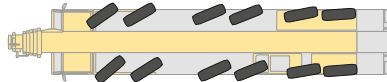
**P2 All-wheel steering**  
Direction toutes roues



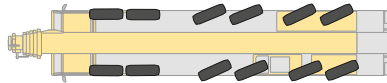
**P3** Crab steering  
Direction marche en crabe




**P4** Reduced swing out  
Direction sans déboîtement




**P5** Independent rear axle steering  
Direction de l'essieu arrière indépendante



S3500



230 ft



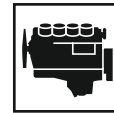
39 ft – 256 ft



20 ft – 138 ft



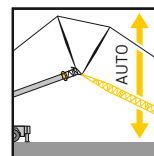
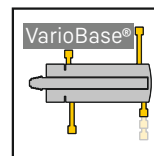
308,600 lb



455 kW (619 h.p.)







180 kW (245 h.p.)



# Crane data









## Dates de la grue

### Hook block - Moufles à crochet

			
469,500 lb	12	24 (20)	7,500 lb
343,900 lb	7	14	4,850 lb
275,600 lb	5	11	3,530 lb
176,400 lb	3	7	2,200 lb / 6,620 lb*
79,800 lb	1	3	2,200 lb
26,900 lb	-	1	1,320 lb

\* only necessary for operation with 39 ft luffing fly jib - nécessaire uniquement en cas de fonctionnement avec la fléchette à votée variable de 39 ft

### Crane carrier - Châssis porteur










	 mph min.	 mph max.	 %		
445/95 R 25 (16.00 R 25)	1.5	53	50.9 %		12 / R2
525/80 R 25 (20.5 R 25)	1.5	53	50.9 %		4 / R2

Theoretical gradeability - aptitude théorique en pente

### Max. supporting forces - Forces d'appui max.

		
Fmax	246,000 lb	305,000 lb

### Crane superstructure - Partie tournante

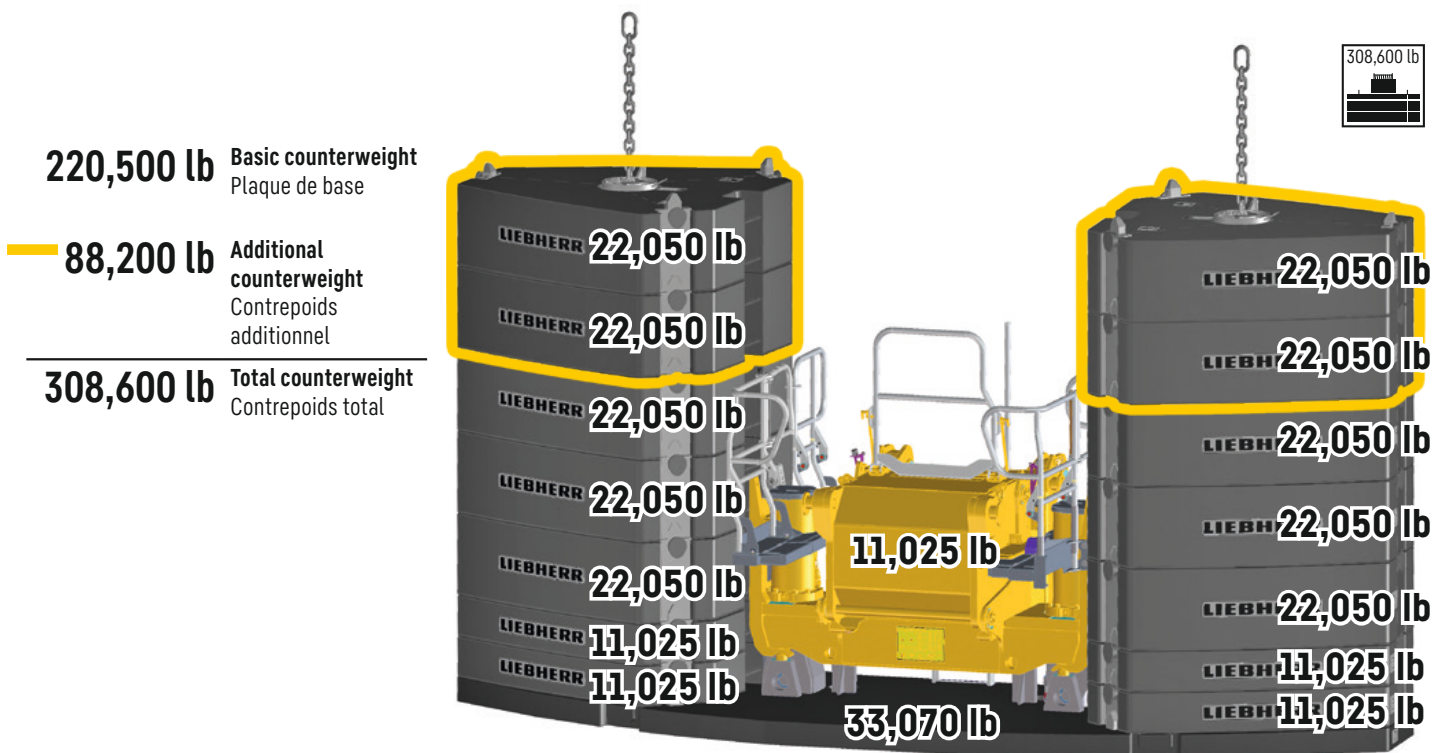
			
 0 - 446 ft/min single line - au brin simple	23 mm	1148 ft	27,425 lb
 0 - 459 ft/min single line - au brin simple	23 mm	2067 ft	27,425 lb
 0 - 1.1 rpm			
 approx. 75 seconds to reach 84° boom angle env. 75 s jusqu'à 84°			
 approx. 533 seconds for boom extension from 49 ft - 230 ft env. 533 s pour passer de 49 ft - 230 ft			

# Counterweight Contrepoids

## Mounting of counterweight – only a matter of minutes

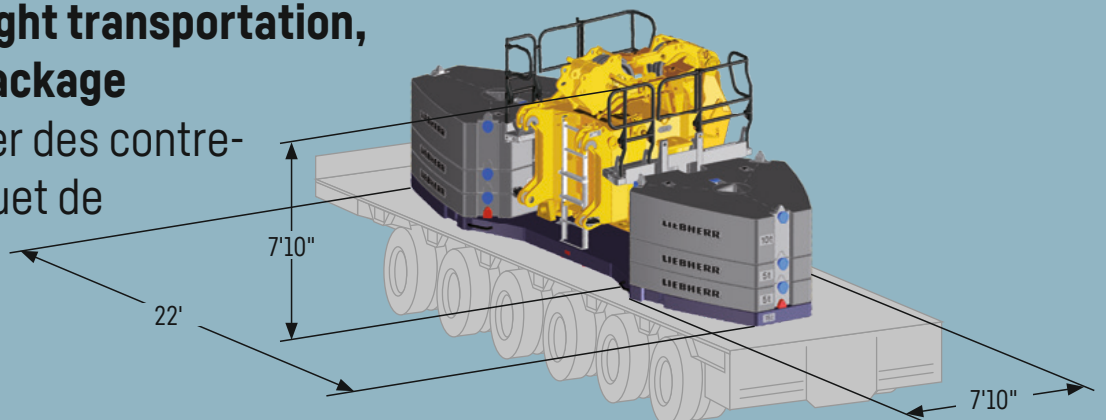
La mise en place du contrepoids : une affaire de minutes

- Hydraulic ballasting device at counterweight frame
- Hoist gear 2 (option) mountable at the counterweight frame without assisting crane
- Dispositif de lestage hydraulique sur le bâti de contrepoids
- Treuil de levage 2 (en option) pouvant être monté sur le bâti de contrepoids sans grue supplémentaire



## Easy counterweight transportation, e.g. 138,900 lb package

Transport simplifier des contrepoids, par ex. paquet de 138,900 lb



# High capacities and flexible boom system

Forces de levage élevées et système de flèche flexible

## Powerful, long telescopic boom and functional lattice extensions

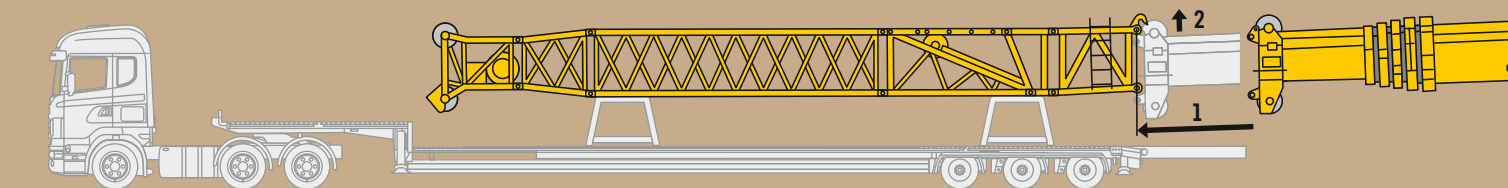
Longue et puissante flèche télescopique, extensions en treillis fonctionnelles

- **Stepless interpolation of capacities during luffing of the boom combination between 82° and 68° telescopic boom angle**
- **Y-telescopic boom suspension, self assembly**
- Interpolation continue de la capacité de charge lors du relevage/abaissement de la combinaison de flèche entre l'inclinaison de flèche télescopique 82° et 68°
- Haubanage Y de la flèche télescopique, montage autonome

## High capacities with full counterweight as well as with partial counterweight offer a wide application of operations

Les forces de levage élevées aussi bien avec un contrepoids total que partiel offrent un large domaine d'application

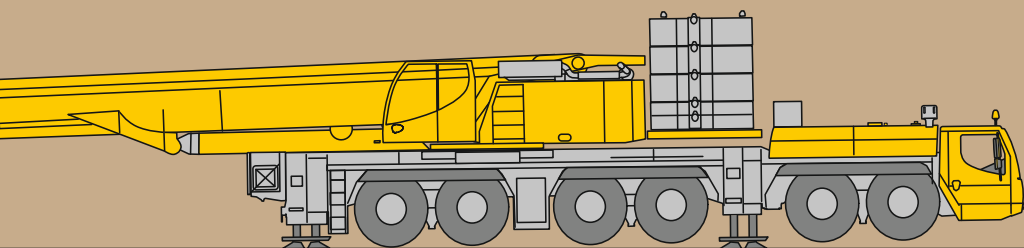

- **High lateral stability due to the oval boom profile**
- **Optimized capacities due to the numerous extension variations**
- **Capacity 80,200 lb at 230 ft long suspended telescopic boom**
- Forte stabilité latérale en raison du profil de flèche ovale
- Capacités de charge optimales grâce à la diversité des variantes d'extension
- Capacité de charge de 80,200 lb sur une flèche télescopique haubanée de 230 ft de long



# Multivariable boom system

## Système de flèche multivariable

- Stepless interpolation of capacities during luffing of the boom combination between 82° and 68° telescopic boom angle
- Y-telescopic boom suspension, self assembly
- Interpolation continue de la capacité de charge lors du relevage/abaissement de la combinaison de flèche entre l'inclinaison de flèche télescopique 82° et 68°
- Haubannage Y de la flèche télescopique, montage autonome

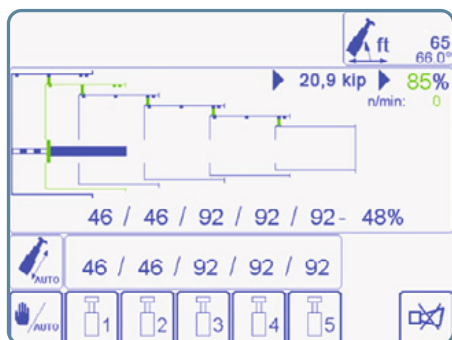


Self assembly of the fixed jib  
Montage autonome de la fléchette fixe

S2490.01

# The fully automatic telescoping system TELEMATIK

## Le système de télescopage entièrement automatique TELEMATIK



- Improvement of capacities at long booms and large radii due to "lightweight" telescoping system
- 1-stage hydraulic cylinder with hydraulically operated drive pin
- Maintenance free telescoping system
- Telescoping fully automatic
- Simple operation, supervision of telescoping at the LICCON monitor

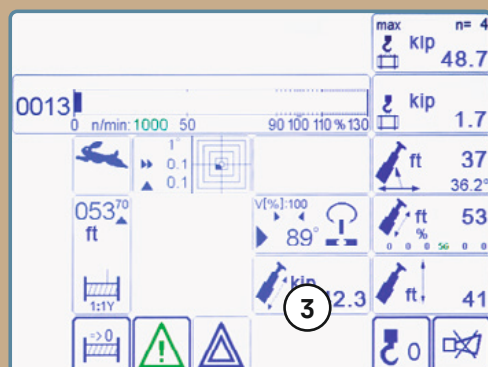
- Augmentation des capacités de charge grâce aux flèches plus longues, et vastes portées garanties par un système de télescopage „simple“
- Vérin hydraulique 1 étage avec axe d'entraînement actionné hydrauliquement
- Système de télescopage sans entretien
- Télescopage entièrement automatique
- Utilisation simplifiée, contrôle du processus de télescopage sur l'écran LICCON

## High capacities at unpinned boom lengths

Forces de levage élevées lorsque les longueurs de télescopage ne sont pas verrouillées

- High telescopable capacities due to interpolation
- Separate capacity charts for holding of loads at unpinned boom lengths
- Display at LICCON-monitor

- Capacités télescopables élevées par interpolation
- Tableaux des charges séparés pour le maintien des charges lorsque les longueurs de télescopage ne sont pas verrouillées
- Affichage sur le moniteur LICCON



1

1

**Holding capacity** · Capacité de maintien

2

**Unpinned telescope length** · Longueurs de télescopage non verrouillées

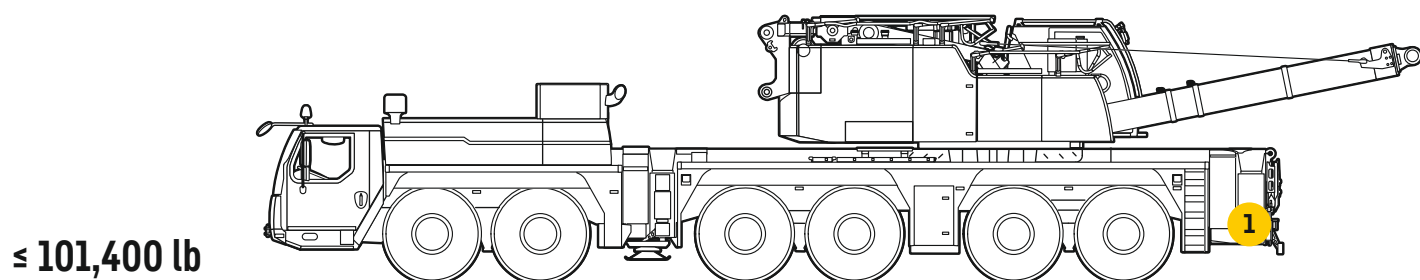
2

3

**Telescopable capacity** · Capacité télescopable

# On-road driving

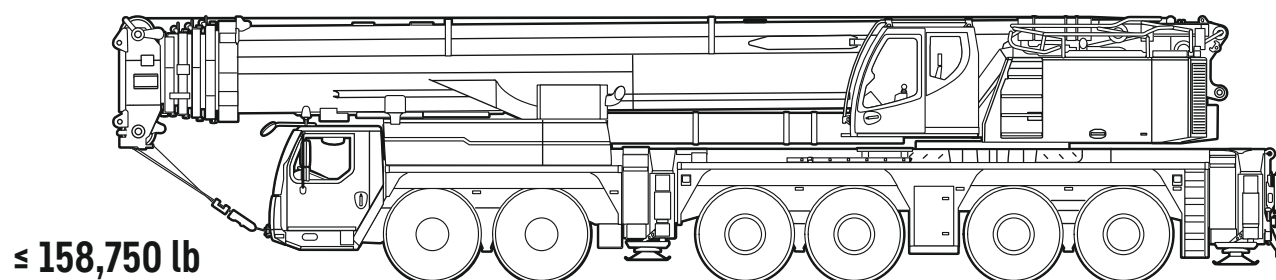
## Déplacement sur route



≤ 101,400 lb

1 Note: without rear outriggers  
Remarque : sans longerons coulissants arrière

≤ 14,330 lb      ≤ 18,750 lb      ≤ 18,750 lb  
≤ 14,330 lb      ≤ 18,750 lb      ≤ 18,750 lb

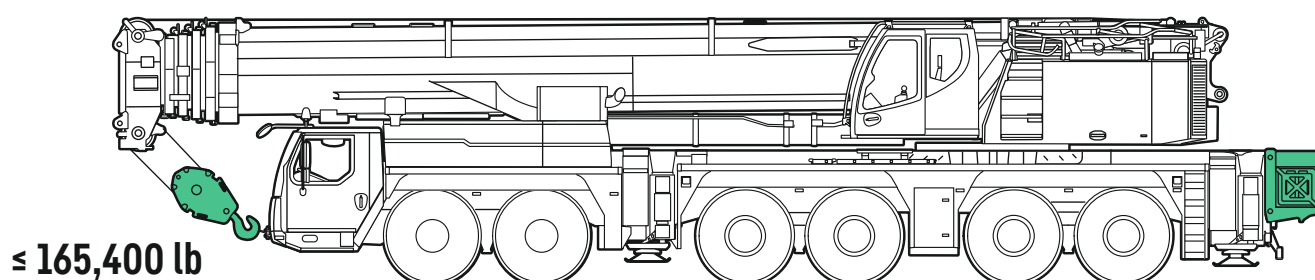


≤ 158,750 lb

≤ 26,450 lb      ≤ 26,450 lb      ≤ 26,450 lb  
≤ 26,450 lb      ≤ 26,450 lb      ≤ 26,450 lb

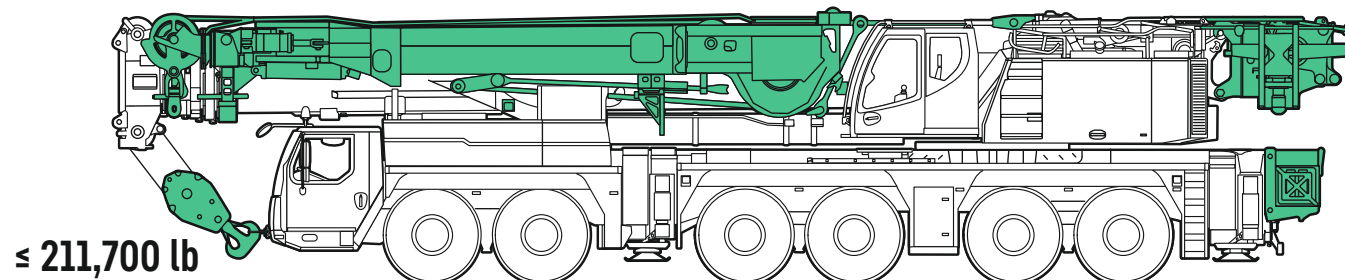
# Jobsite driving

## Déplacement sur chantier



≤ 165,400 lb

≤ 28,650 lb      ≤ 28,650 lb      ≤ 28,650 lb  
≤ 28,650 lb      ≤ 28,650 lb      ≤ 28,650 lb



≤ 211,700 lb

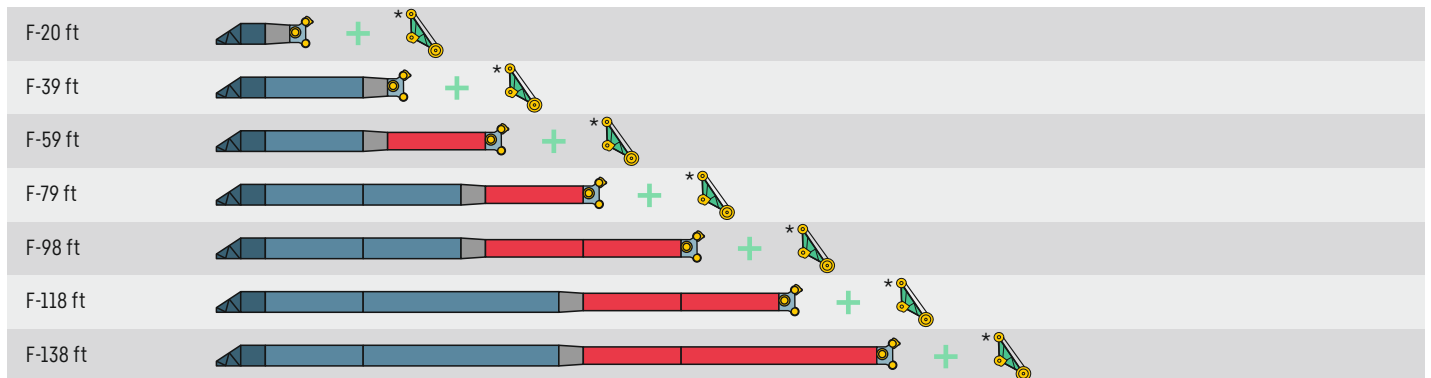
< 36,400 lb      < 36,400 lb      < 36,400 lb  
< 36,400 lb      < 36,400 lb      < 36,400 lb









US3499.01

# Boom/jib combinations – Fixed fly jib

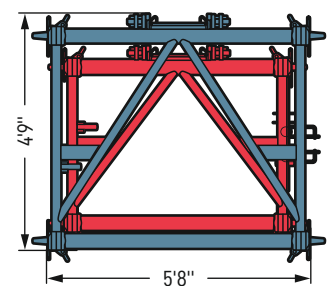
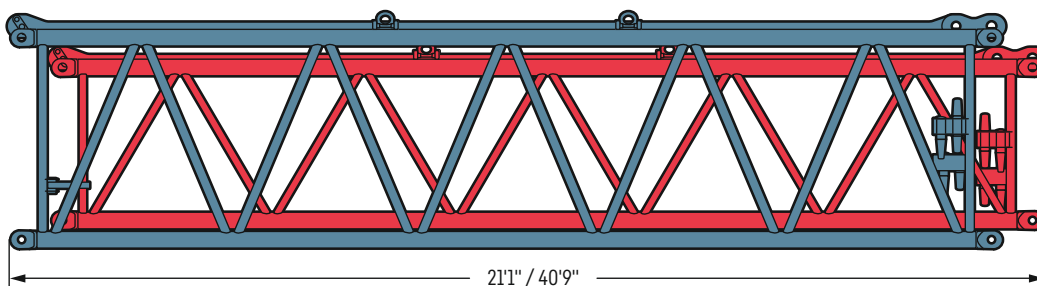
## Configurations de flèche – Fléchette fixe

TF



-  9'10" TF-adapter · TF-adaptateur
-  NA-19'8"
-  NA-39'4"
-  4'11" NI reduction section · Élément réducteur NI
-  NI-19'8"
-  NI-39'4"
-  4'11" N head section · Élément de tête N
-  4'3" H auxiliary jib · Fléchette auxiliaire H

US2434.01

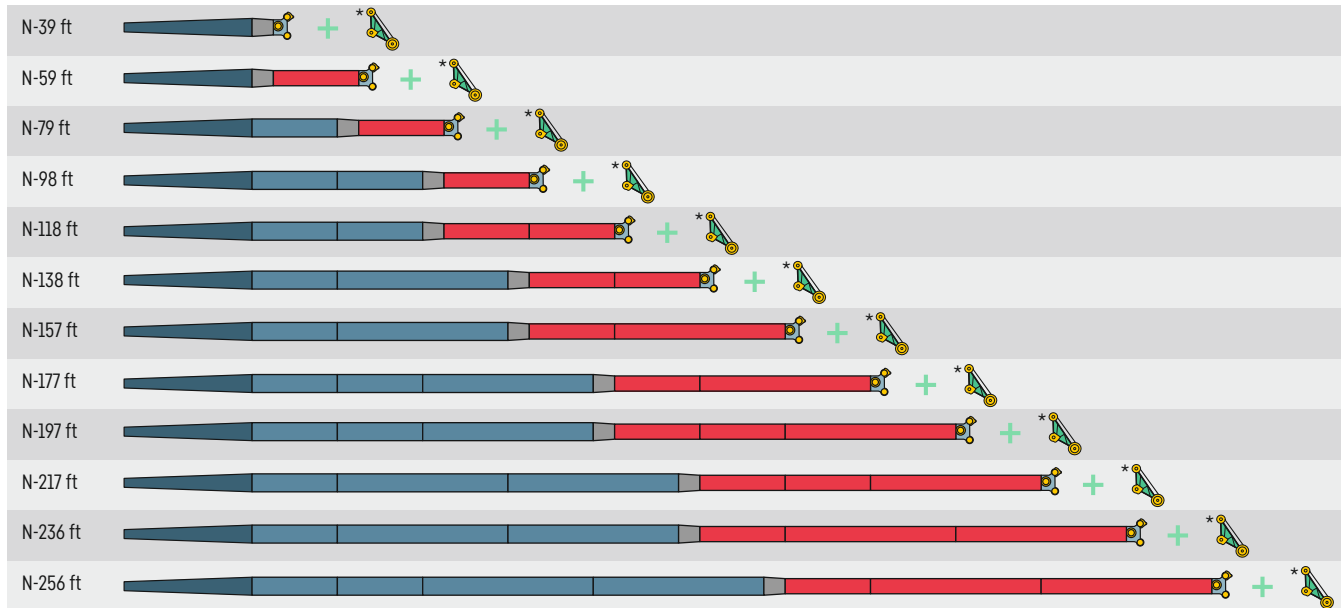










US2436.01

# Boom/jib combinations – Luffing fly jib

TN

## Configurations de flèche – Fléchette à volée variable




-  29'6" N-shaped base section · Élément de base N
-  NA-19'8"
-  NA-39'4"
-  4'11" NI reduction section · Élément réducteur NI
-  NI-19'8"
-  NI-39'4"
-  4'11" N head section · Élément de tête N
-  4'3" H auxiliary jib · Fléchette auxiliaire H

US2435.01

# Boom/jib combinations

## Configurations de flèche

- T** Telescopic boom · Flèche télescopique
- Y** Y-shaped guying system · Haubanage Y
- F** Fixed lattice jib · Fléchette treillis fixe
- H** Auxiliary jib · Fléchette auxiliaire



S2816.01

# Boom/jib combinations

## Configurations de flèche

**VE** 11'6" Telescopic boom extension + Eccentric - Rallonge de flèche télescopique + Axe excentrique

**N** Luffing fly jib - Fléchette treillis à volée variable

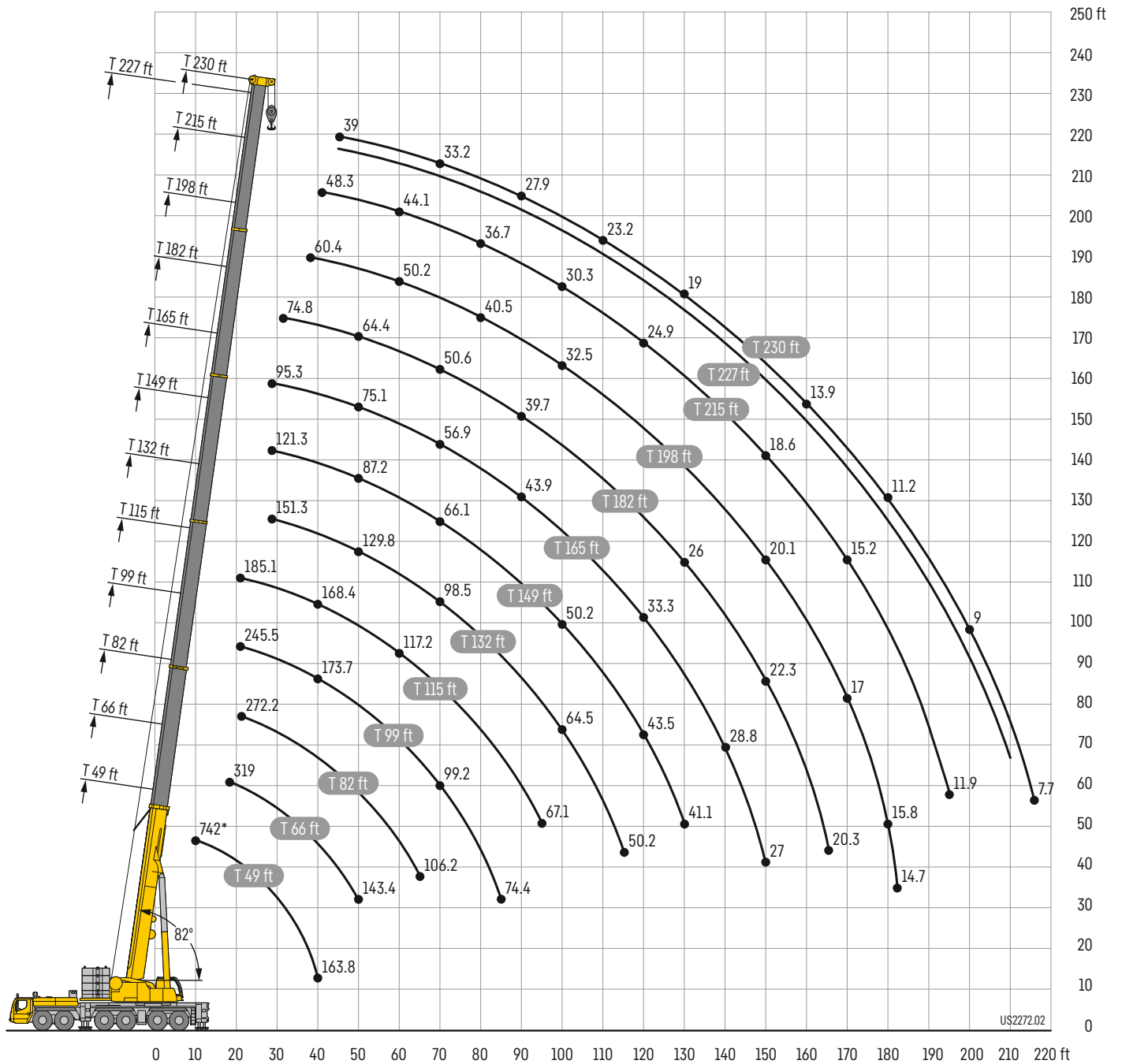


S2816.01

# Lifting heights

## Hauteurs de levage

T

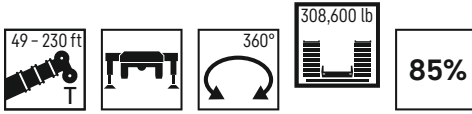


\*220,500 lb Counterweight - Contreponds

# Lifting capacities

## Forces de levage

T



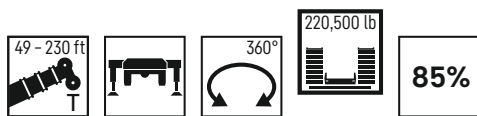
	49 ft	66 ft	82 ft	99 ft	115 ft	132 ft	149 ft	165 ft	182 ft	198 ft	215 ft	227 ft	230 ft	
18	323.7	319												18
20	308.8	309												20
22	288.4	289.6	272.2	245.5	185.1									22
24	269.8	271.5	260.2	240.7	185									24
26	253	254.8	247	233.9	197.6									26
28	238.7	240.5	235.7	223.4	197.4	151.3	121.3	95.3						28
30	225.3	227.1	224.6	212.9	195.4	156.1	119.5	94.9						30
32	213.5	215.2	213.4	203.9	192.7	156.1	116.4	93.9	74.8					32
34	202.7	204.3	202.7	195.7	187.7	155.5	113.1	92.4	74.5					34
36	192.4	194.1	192.5	187.9	181.1	154.5	109.7	90.6	73.9					36
38	182.4	185.2	183.6	180.8	174.6	151.9	106.1	88.4	73.1	60.4				38
40	163.8	176.8	175.2	173.7	168.4	149	102.7	86.1	72.1	60				40
42		169.3	167.4	166.4	162.6	145.8	99.4	83.8	70.6	59.5	48.3			42
44		162.2	160.3	159.4	157.1	142	96.1	81.5	69.1	58.8	48.1	40.6	39	44
46		155.4	153.5	152.6	151.8	137.9	92.9	79.3	67.5	57.9	47.9	40.3	38.9	46
48		149.4	147.7	146.8	146.8	133.9	90	77.2	66	56.8	47.5	39.9	38.6	48
50		143.4	142	141.1	141.8	129.8	87.2	75.1	64.4	55.7	47	39.5	38.4	50
55			128.7	127.9	129.4	120.6	80.4	70.2	60.6	53	45.7	38.2	37.4	55
60			116.6	116.7	117.2	112.4	74.2	65.5	57	50.2	44.1	36.7	36.2	60
65			106.2	107.8	106.7	105	69.9	60.9	53.7	47.5	42.3	35.2	34.7	65
70				99.2	97.9	98.5	66.1	56.9	50.6	45.1	40.4	33.6	33.2	70
75				91.4	90.1	91.8	62.8	53.1	47.6	42.8	38.6	32.2	31.8	75
80				83.7	83.1	85.1	59.9	49.7	44.7	40.5	36.7	30.8	30.5	80
85				74.4	76.9	79	57	46.6	42.2	38.3	35.1	29.4	29.1	85
90					71.7	73.6	54.6	43.9	39.7	36.3	33.4	28.2	27.9	90
95					67.1	68.8	52.3	41.2	37.5	34.4	31.8	26.9	26.7	95
100						64.5	50.2	39	35.4	32.5	30.3	25.7	25.5	100
105						60.5	48.3	37.4	33.3	30.8	28.8	24.5	24.3	105
110						56.5	46.6	36	31.4	29.2	27.4	23.4	23.2	110
115						50.2	45	34.6	29.8	27.7	26.1	22.3	22	115
120							43.5	33.3	28.4	26.2	24.9	21.2	20.9	120
125							42.2	32	27.1	24.9	23.8	20.3	19.9	125
130							41.1	30.8	26	23.9	22.6	19.4	19	130
135								29.8	25	22.8	21.5	18.6	18	135
140								28.8	24	21.8	20.5	17.7	17.1	140
145								27.8	23.1	20.9	19.5	16.9	16.2	145
150								27	22.3	20.1	18.6	16.2	15.4	150
155									21.6	19.2	17.7	15.5	14.6	155
160									20.9	18.4	16.9	14.8	13.9	160
165									20.3	17.7	16	14.2	13.1	165
170										17	15.2	13.6	12.5	170
175										16.4	14.5	13.1	11.8	175
180										15.8	13.8	12.5	11.2	180
185										14.7	13.2	12	10.6	185
190											12.5	11.5	10	190
195											11.9	11.1	9.5	195
200												10.6	9	200
205												10.1	8.5	205
210												9.7	8.1	210
215													7.7	215

t\_180\_50301\_00\_000

# Lifting capacities

## Forces de levage

T



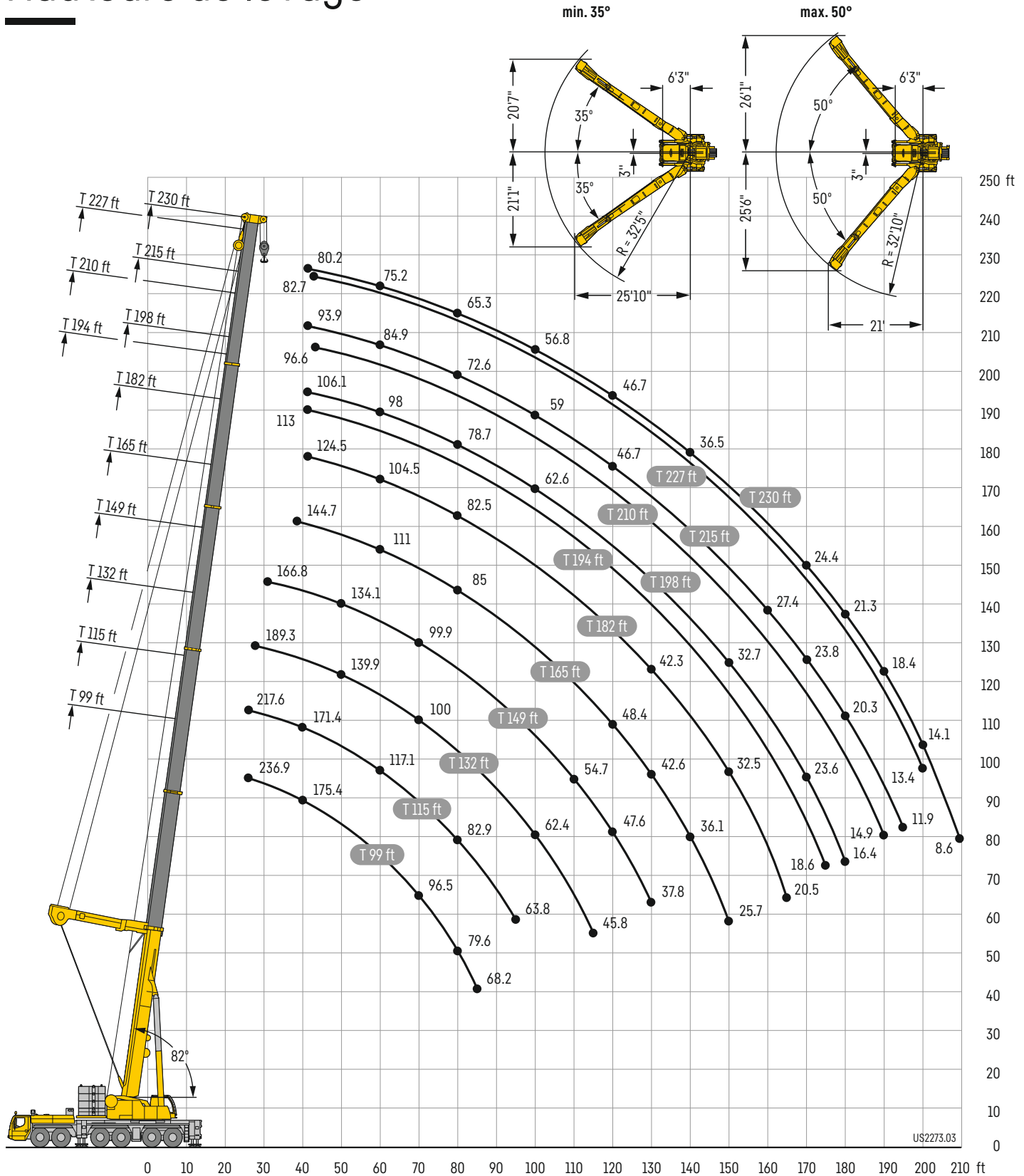
	49 ft		66 ft	82 ft	99 ft	115 ft	132 ft	149 ft	165 ft	182 ft	198 ft	215 ft	227 ft	230 ft	
	*														
9		343.3													9
10	742	343.3													10
11	554	343.3	343.3												11
12	454.8	343.3	343.3												12
13	438.6	343.3	343.3	342											13
14	417.7	343.3	343.3	341.7	252.5										14
15	397.4	343.1	343	338.7	252.5										15
16	381.3	342.2	341.6	328	252.5										16
17	367.8	334.7	334.3	318.3	252.5										17
18	356.1	322.7	323	309.2	252.5	205									18
20	332.1	299.3	300.8	291.3	251.8	204.7									20
22	304.4	279.5	281.1	275	247.3	202.8	156.1								22
24	279.3	261.4	263.2	259.5	241.3	201	156.1								24
26	256.7	245.1	246.9	244.9	233.9	199.3	156.1	122.9							26
28	238.3	231.2	233	231.3	223.4	197.4	156.1	121.4	95.3						28
30	221.4	218	219.8	218.2	212.7	195.4	156.1	119.5	94.9						30
32	207.1	206.1	208	206	202.8	192.7	156.1	116.4	93.9	74.8					32
34	194.2	194.2	196.1	194.2	192.4	187.7	155.5	113.1	92.4	74.5					34
36	182.2	182.2	184.2	182.4	181.6	181	154.5	109.7	90.6	73.9					36
38	172.2	172.2	174.1	172.4	173	172.6	151.9	106.1	88.4	73.1	60.4				38
40	155.6	155.6	164.6	162.9	164.5	164	149	102.7	86.1	72.1	60				40
42			156.3	154.5	156.4	155.4	145.8	99.4	83.8	70.6	59.5	48.3			42
44			148.7	147.6	148.8	147.6	142	96.1	81.5	69.1	58.8	48.1	40.6	39	44
46			141.3	141.5	141.5	140.3	137.9	92.9	79.3	67.5	57.9	47.9	40.3	38.9	46
48			135.3	135.6	135.4	134.2	133.3	90	77.2	66	56.8	47.5	39.9	38.6	48
50			129.3	129.7	129.4	128.2	128.6	87.2	75.1	64.4	55.7	47	39.5	38.4	50
55				116.5	116	114.7	116.9	80.4	70.2	60.6	53	45.7	38.2	37.4	55
60				105.2	104.7	103.6	105.5	74.2	65.5	57	50.2	44.1	36.7	36.2	60
65				95.7	95.3	95.6	96	69.9	60.9	53.7	47.5	42.3	35.2	34.7	65
70					87.3	88.8	87.9	66.1	56.9	50.6	45.1	40.4	33.6	33.2	70
75					79.8	82	80.5	62.8	53.1	47.6	42.8	38.6	32.2	31.8	75
80					73.4	75.3	73.6	59.9	49.7	44.7	40.5	36.7	30.8	30.5	80
85					69.2	69.1	67.4	57	46.6	42.2	38.3	35.1	29.4	29.1	85
90						63.9	62.2	54.6	43.9	39.7	36.3	33.4	28.2	27.9	90
95						59.2	57.5	52.3	41.2	37.5	34.4	31.8	26.9	26.7	95
100							53.2	50.2	39	35.4	32.5	30.3	25.7	25.5	100
105							49.4	48.3	37.4	33.3	30.8	28.8	24.5	24.3	105
110							46	46.5	36	31.4	29.2	27.4	23.4	23.2	110
115							43	44.2	34.6	29.8	27.7	26.1	22.3	22	115
120								41.8	33.3	28.4	26.2	24.9	21.2	20.9	120
125								39.1	32	27.1	24.9	23.8	20.3	19.9	125
130								36.8	30.8	26	23.9	22.6	19.4	19	130
135									29.8	25	22.8	21.5	18.6	18	135
140									28.8	24	21.8	20.5	17.7	17.1	140
145									27.8	23.1	20.9	19.5	16.9	16.2	145
150									27	22.3	20.1	18.6	16.2	15.4	150
155										21.6	19.2	17.7	15.5	14.6	155
160										20.9	18.4	16.9	14.8	13.9	160
165										20.3	17.7	16	14.2	13.1	165
170											17	15.2	13.6	12.5	170
175											16.4	14.5	13.1	11.8	175
180											15.8	13.8	12.5	11.2	180
185											14.7	13.2	12	10.6	185
190												12.5	11.5	10	190
195												11.9	11.1	9.5	195
200													10.6	9	200
205													10.1	8.5	205
210													9.7	8.1	210
215														7.7	215

\* over rear - en arrière

t\_180\_50005\_00\_000 / 50305\_00\_000

# Lifting heights

## Hauteurs de levage

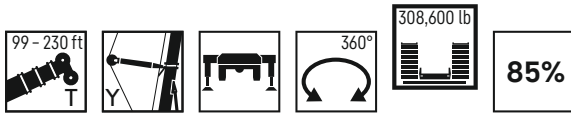


Angle of the Y-suspension between 35° and 50° depending on the extension condition of the individual telescopic sections  
 Angle du haubannage Y entre 35° et 50°, en fonction de l'état de sortie des différents éléments télescopiques

# Lifting capacities

## Forces de levage

TY



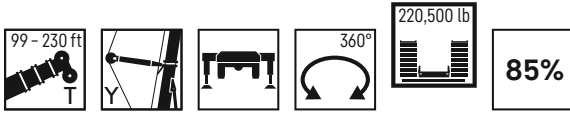
	99 ft	115 ft	132 ft	149 ft	165 ft	182 ft	198 ft	215 ft	227 ft	230 ft	
26	236.9	217.6									26
28	227	212.9	189.3								28
30	217.3	207.4	186.1								30
32	207.7	199.7	184.2	166.8							32
34	199.5	192.1	179.7	165.3							34
36	192.4	184.4	173.7	163.1							36
38	183.8	177.9	168.6	159.2	144.7						38
40	175.4	171.4	163.4	155	143.2						40
42	167.3	165.2	157.7	150.5	140	124.5	106.1	93.9		80.2	42
44	159.9	159.3	152.9	146	136.4	123.8	105.8	93.6	82.7	80	44
46	152.9	153.5	148.5	141.5	132.8	122.9	105.4	93.1	81.8	79.6	46
48	146.8	147.7	144.2	137.8	129.6	120.5	104.7	92.3	80.8	79.2	48
50	140.8	141.9	139.9	134.1	126.3	118.2	104	91.5	79.7	78.7	50
55	127.2	128.7	129.1	125	118.4	111.6	101.5	88.6	76.9	77.2	55
60	115.5	117.1	118.5	116.2	111	104.5	98	84.9	73.9	75.2	60
65	105.6	107.1	108.7	107.8	104.4	98.3	92.9	81.6	70.9	72.7	65
70	96.5	98.3	100	99.9	97.8	92.9	87.8	78.4	68.3	70.1	70
75	88.3	90.3	91.9	92.2	91.4	87.6	83.1	75.4	65.9	67.6	75
80	79.6	82.9	84.4	84.8	85	82.5	78.7	72.6	63.7	65.3	80
85	68.2	76.2	77.9	78.2	78.5	77.6	74.3	69.4	61.6	63.1	85
90		70.5	72.2	72.6	72.9	72.5	70.4	65.7	59.7	60.9	90
95		63.8	67.1	67.5	67.8	67.4	66.6	62.2	57.7	58.9	95
100			62.4	62.8	63.1	62.7	62.6	59	55.8	56.8	100
105			58.1	58.5	58.8	58.4	58.3	56	53.9	54.5	105
110			53	54.7	55.1	54.7	54.6	53	51.9	52	110
115			45.8	51.2	51.7	51.2	51.1	49.8	49.5	49.4	115
120				47.6	48.4	48	47.8	46.7	46.8	46.7	120
125				43.6	45.4	45.1	44.8	43.7	44	44	125
130				37.8	42.6	42.3	42.1	40.9	41.4	41.4	130
135					39.7	39.7	39.6	38.3	38.9	38.9	135
140					36.1	37.3	37.1	35.8	36.4	36.5	140
145					31.4	34.8	34.9	33.5	34.1	34.3	145
150					25.7	32.5	32.7	31.3	32	32	150
155						29.2	30.5	29.3	29.9	30	155
160						25.2	28.5	27.4	28	28	160
165						20.5	26.5	25.5	26.1	26.2	165
170							23.6	23.8	24.3	24.4	170
175							20.3	22.2	22.8	22.8	175
180							16.4	20.3	21.3	21.3	180
185								17.9	19.8	19.8	185
190								15.2	18.2	18.4	190
195								11.9	15.9	16.4	195
200									13.4	14.1	200
205										11.5	205
210										8.6	210

TAB 180\_60101\_00\_000

# Lifting capacities

## Forces de levage

TY



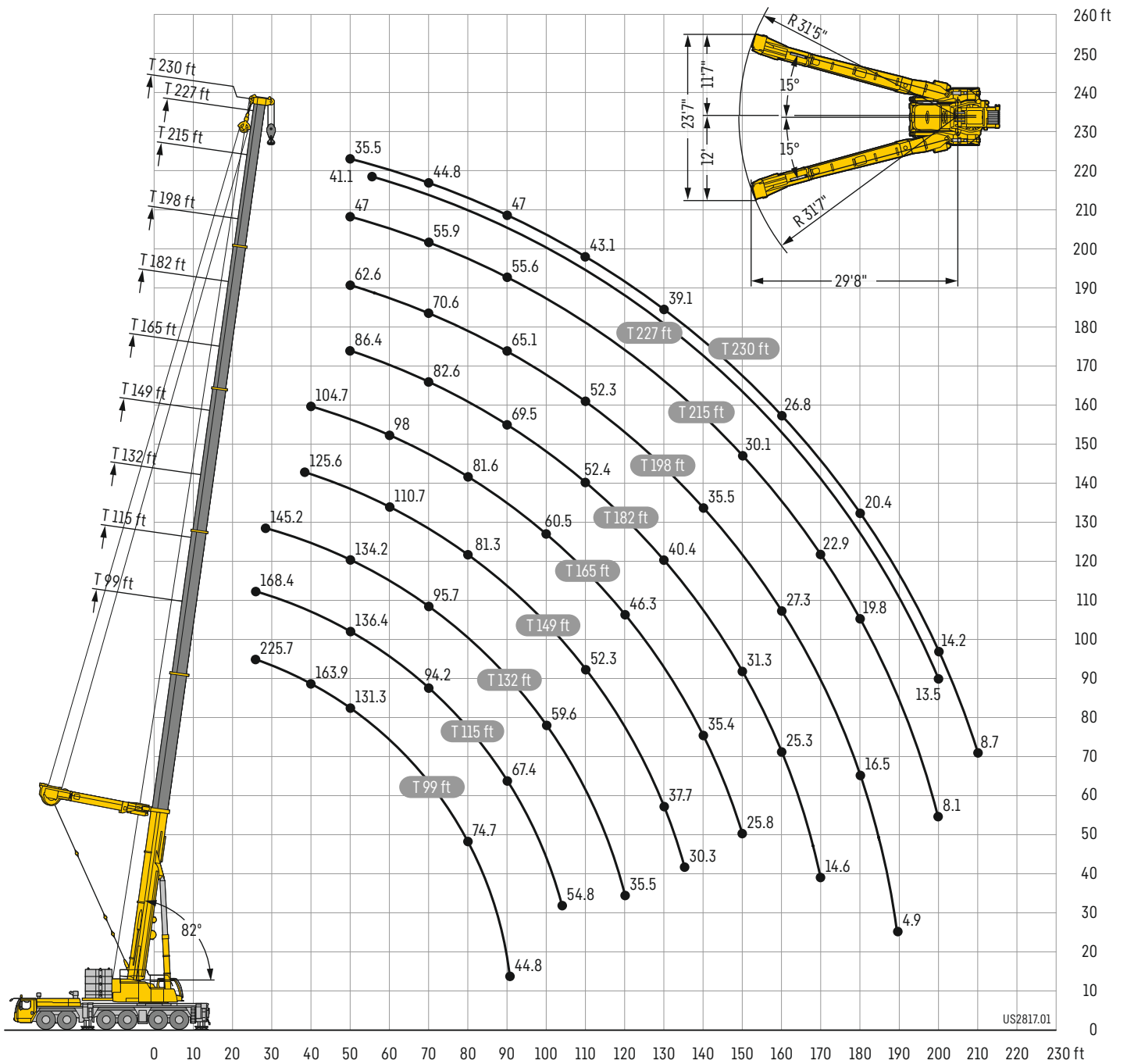
	99 ft	115 ft	132 ft	149 ft	165 ft	182 ft	198 ft	215 ft	227 ft	230 ft	
15	256.7										15
16	259.8										16
17	261.2										17
18	261.7										18
20	262	231.6									20
22	259.1	234.4									22
24	251.8	232	198.9								24
26	240.4	224.8	198.8								26
28	228.6	216.1	196.8	167.4							28
30	217.1	207.4	193.9	167.8	145.1						30
32	206.4	199.7	189	167.8	145.3						32
34	196.5	192.1	182.8	166.7	145.4						34
36	187.1	184.4	175.8	164.7	145.4						36
38	177.6	176.7	169.5	159.9	144.7	124.6	106.3				38
40	168.2	168.8	163.4	155	143.2	124.6	106.3	94.2		79.8	40
42	159.1	160.3	157.7	150.5	140	124.5	106.1	93.9	82.8	80.2	42
44	150.8	152.2	151.6	146	136.4	123.8	105.8	93.6	82.7	80	44
46	143	144.4	145.4	141.5	132.8	122.9	105.4	93.1	81.8	79.6	46
48	136.5	138.1	139.2	136.6	129.6	120.5	104.7	92.3	80.8	79.2	48
50	130.1	131.7	133	131.7	126.3	118.2	104	91.5	79.7	78.7	50
55	115.7	117.5	119	119.3	117.3	111.4	101.5	88.6	76.9	77.2	55
60	103.6	105.3	106.9	107.2	107.3	103.6	97.8	84.9	73.9	75.2	60
65	93.5	95.2	96.8	97.1	97.3	94.7	91.4	81.6	70.9	72.7	65
70	84.7	86.6	88.2	88.5	88.8	86.7	84.1	78.1	68.3	70.1	70
75	77	79.1	80.6	81	81.3	79.6	77.2	73.4	65.9	67.5	75
80	70.1	72.3	73.9	74.3	74.6	73.2	71.1	67.7	63.5	64.8	80
85	63.6	66.1	68	68.3	68.7	67.5	65.6	62.4	60.8	61.6	85
90		60.6	62.5	62.9	63.3	62.4	60.7	57.7	57	57.1	90
95		55.4	57.4	57.9	58.3	57.7	56.2	53.3	53	52.9	95
100			52.8	53.3	53.6	53.2	52.1	49.3	49.1	49	100
105			48.5	49	49.4	49	48.3	45.7	45.5	45.4	105
110			44.7	45.2	45.7	45.2	44.8	42.4	42.3	42.2	110
115			41.1	41.7	42.3	41.8	41.6	39.3	39.3	39.3	115
120				38.5	39.1	38.6	38.4	36.5	36.5	36.5	120
125				35.6	36.1	35.8	35.5	33.9	33.9	33.9	125
130				32.8	33.5	33.1	32.9	31.5	31.6	31.6	130
135					31	30.7	30.5	29.2	29.4	29.4	135
140					28.7	28.3	28.2	27	27.3	27.3	140
145					26.5	26.2	26.1	24.9	25.3	25.4	145
150					24.3	24.2	24.1	22.9	23.4	23.5	150
155						22.4	22.2	21.1	21.6	21.7	155
160						20.7	20.5	19.4	20	20	160
165						18.5	18.9	17.8	18.3	18.4	165
170							17.4	16.2	16.8	16.9	170
175							15.9	14.9	15.4	15.5	175
180							14.2	13.5	14.1	14.1	180
185								12.3	12.8	12.8	185
190								11.1	11.6	11.6	190
195								9.9	10.5	10.5	195
200									9.4	9.4	200
205										8.4	205
210										7.3	210

TAB 180\_60105\_00\_000

# Lifting heights

## Hauteurs de levage

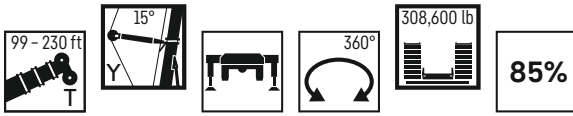
TY



# Lifting capacities

## Forces de levage

TY



	99 ft	115 ft	132 ft	149 ft	165 ft	182 ft	198 ft	215 ft	227 ft	230 ft	
26	225.7	168.4									26
28	219.4	166.4	145.2								28
30	211.3	168.5	141.8								30
32	199.6	179.4	148.5								32
34	189.7	182.3	150.5								34
36	181.1	179.8	149.4								36
38	172.3	173.7	148.2	125.6							38
40	163.9	167.3	146.8	125.6	104.7						40
45	145.6	151	141.9	122.5	105.4						45
50	131.3	136.4	134.2	119		86.4	62.6	47		35.5	50
55	119.2	123.4	124.5	115.2	100.8	87.5	65.6	49.7	41.1	38.1	55
60	108.7	112.1	113.6	110.7	98	86.5	68.1	52.4	44.2	41.2	60
65	99	102.5	104.1	103.7	95.3	84.7	69.8	54.2	46.2	43.2	65
70	90.4	94.2	95.7	95.9	92.2	82.6	70.6	55.9	47.8	44.8	70
75	82.5	86.4	88	88.3	87.5	80.4	70.1	57.1	49.1	46.3	75
80	74.7	79.2	80.9	81.3	81.6	77.9	68.5	57.5	49.9	47.4	80
85	66.1	72.9	74.6	75	75.3	74.7	66.8	56.6	50	47.9	85
90	44.8	67.4	69.1	69.5	69.9	69.5	65.1	55.6	48.9	47	90
95		62.1	64.2	64.6	65	64.6	63	54.5	47.8	46.1	95
100		54.8	59.6	60.1	60.5	60.1	60	53.4	46.7	45.1	100
105			55.5	56	56.4	56	55.9	52.2	45.7	44.1	105
110			51.8	52.3	52.7	52.4	52.3	50.5	44.7	43.1	110
115			45.6	48.9	49.4	49	48.9	47.8	43.6	42.2	115
120			35.5	45.8	46.3	45.9	45.8	44.8	42.7	41.2	120
125				42.7	43.4	43.1	42.9	42	41.7	40.4	125
130				37.7	40.7	40.4	40.3	39.4	39.6	39.1	130
135				30.3	38.3	38	37.9	36.9	37.3	37.2	135
140					35.4	35.7	35.5	34.5	34.9	35	140
150					25.8	31.3	31.2	30.1	30.6	30.6	150
160						25.3	27.3	26.3	26.8	26.8	160
170						14.6	23.6	22.9	23.4	23.4	170
180							16.5	19.8	20.4	20.4	180
190							4.9	15.3	17.7	17.7	190
200								8.1	13.5	14.2	200
210										8.7	210

t\_180\_10401\_00\_000



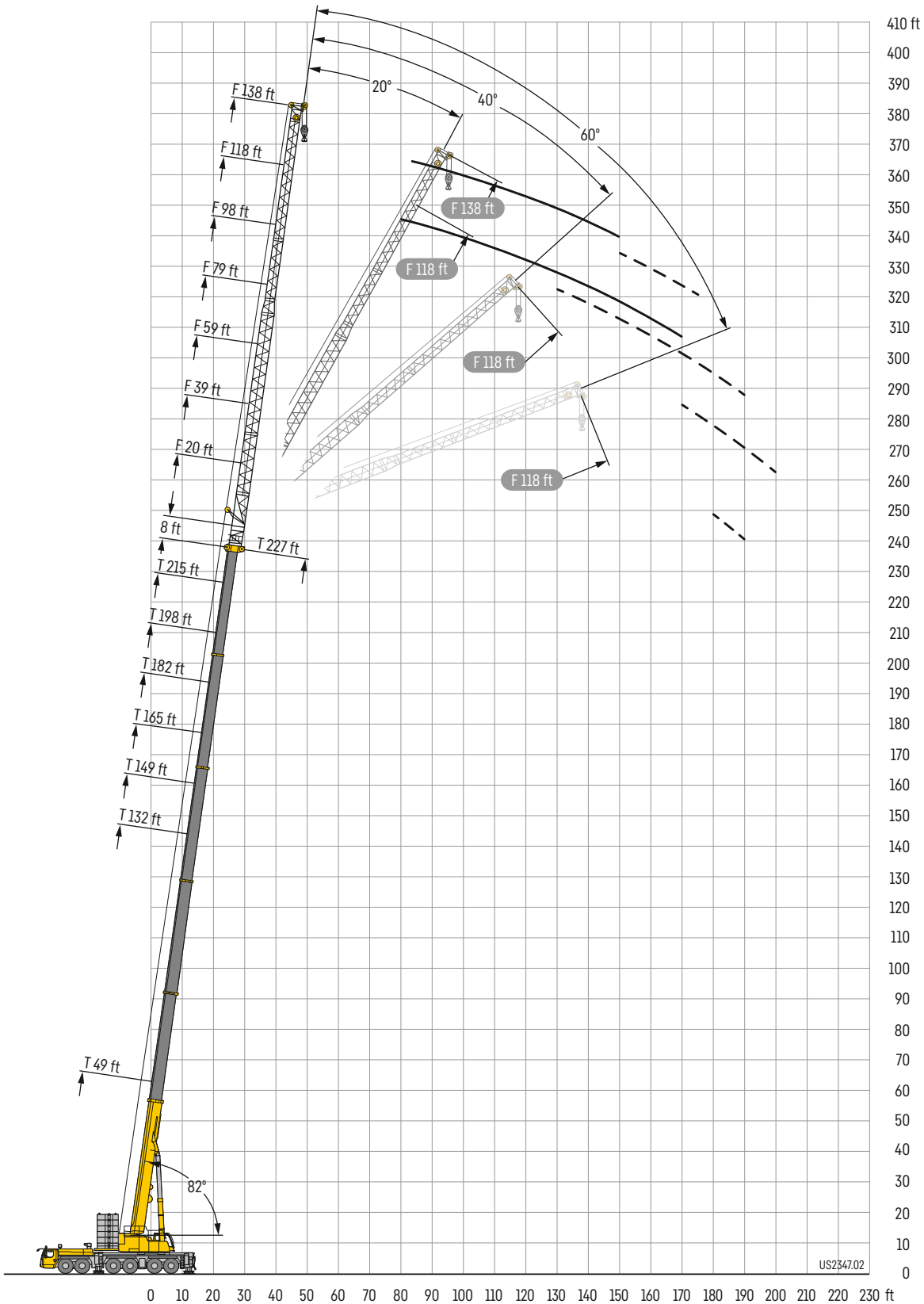
	99 ft	115 ft	132 ft	149 ft	165 ft	182 ft	198 ft	215 ft	227 ft	230 ft	
19	238.3		135.9								19
20	238.3	185.8	135.7								20
21	236.8	186.2	140.3								21
22	235.3	186.6	144.8								22
23	233.7	187	149.3								23
24	231.1	187.6	149.8								24
26	225.8	189	150.8								26
28	215.6	188.3	151.1	123.2							28
30	205	187	151.2	124.7	97.2						30
32	195.1	184.8	151.2	125.4	99.3						32
34	185.1	181.6	150.5	125.8	101.2						34
36	175.2	177.8	149.4	126.1	102.9						36
38	165.8	169	148.2	126	103.9	76.3					38
40	156.8	160.6	146.8	125.6	104.7	78.1	57.5				40
45	138.3	142.5	138.9	122.5	105.4	82.9	59.4	44.6			45
50	122.8	126.4	126.5	119	103.4	86.4	62.6	47	38.4	35.5	50
55	109	112.6	114.1	112.4	100.8	87.5	65.6	49.7	41.1	38.1	55
60	97.3	101	102.5	102.8	97.6	86.5	68.1	52.4	44.2	41.2	60
65	87.5	91.2	92.8	93.2	92.7	84.7	69.8	54.2	46.2	43.2	65
70	79.2	83	84.6	84.9	85.2	81.3	70.6	55.9	47.8	44.8	70
75	71.8	75.7	77.3	77.6	78	76.2	70.1	57.1	49.1	46.3	75
80	65.1	69.2	70.8	71.2	71.6	70.1	67.6	57.5	49.9	47.4	80
85	58.8	63.3	65.1	65.5	65.8	64.7	62.8	56.6	50	47.9	85
90	42.7	57.9	59.9	60.3	60.7	59.9	58.2	54.5	48.9	47	90
95		52.9	55	55.5	55.9	55.3	53.9	51.3	47.7	46.1	95
100		48	50.5	51.1	51.5	51.1	49.9	47.5	46	44.9	100
105			46.4	46.9	47.4	47	46.3	44	43.6	43.4	105
110			42.7	43.3	43.8	43.4	43	40.8	40.6	40.5	110
115			39.3	40	40.5	40.1	39.9	37.9	37.7	37.7	115
120			32.9	36.9	37.4	37.1	36.9	35.2	35.1	35.1	120
125				34	34.6	34.3	34.1	32.7	32.6	32.6	125
130				31.4	32	31.7	31.6	30.4	30.3	30.3	130
135				27.9	29.7	29.2	29.2	28.1	28.2	28.2	135
140					27.5	27.2	27	26	26.2	26.2	140
150					23.5	23.2	23.1	22.1	22.5	22.6	150
160						19.8	19.7	18.7	19.1	19.2	160
170						14.3	16.7	15.7	16.1	16.2	170
180							13.9	13	13.5	13.5	180
190							4.9	10.4	11	11	190
200								7.1	8.7	8.7	200
210										6.6	210

t\_180\_10405\_00\_000

# Lifting heights

## Hauteurs de levage

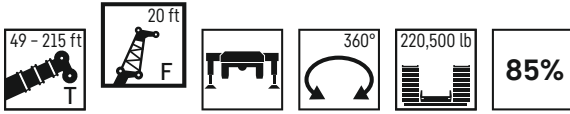
TF



# Lifting capacities

## Forces de levage

# TF 20 ft



	49 ft + 8 ft*				132 ft + 8 ft*				149 ft + 8 ft*				165 ft + 8 ft*				182 ft + 8 ft*				198 ft + 8 ft*				215 ft + 8 ft*						
	0°	20°	40°	60°	0°	20°	40°	60°	0°	20°	40°	60°	0°	20°	40°	60°	0°	20°	40°	60°	0°	20°	40°	60°	0°	20°	40°	60°			
11	99.3																													11	
12	98.9																													12	
13	98.1																													13	
14	96.3																													14	
15	94.3																													15	
16	91.6																													16	
17	89.1																													17	
18	86.7	74.6																												18	
20	81.9	72.4																												20	
22	77.5	69	61																											22	
24	73.4	65.9	59.9																											24	
26	69.5	63	57.7	53.6	99.2																									26	
28	66.3	60.4	55.6	53.2	98.5																									28	
30	63.2	57.9	53.7	52.4	97.4																									30	
32	60.3	55.7	51.9	50.9	95.5	75.9																								32	
34	57.8	53.7	50.3	49.6	93.3	74.8																								34	
36	55.3	51.8	48.7	48.3	90.7	73							65.5																	36	
38	53.1	50.1	47.3	47.3	88.4	71.4	60.5						65.2																	38	
40	51	48.4	46	46.4	86	69.8	59.7						64.6																	40	
42	49.1	46.9	44.8	45.8	83.8	68.2	58.6	53.6					63.7																	42	
44	47.3	45.5	43.7	45.2	81.5	66.7	57.6	53.6	75.4	66.2	57.3	53.4	62.4	61.7																44	
46	45.6	44.1	42.6	44.5	79.3	65.3	56.7	53.5	73.4	64.9	56.5	53.2	61	60.7																46	
48	44.2	42.9	41.7	40.7	77.3	64	55.8	52.8	71.5	63.7	55.7	52.6	59.5	59.2																48	
50	42.8	41.6	40.8	36.9	75.4	62.8	54.9	52.2	69.6	62.6	54.9	52	58.1	57.8	53.4	50.6														50	
55	39.6	38.8	38.8		70.8	59.8	52.8	50.6	65.1	59.8	53	50.6	54.6	54.3	52.4	49.8	46.3	46.2	46.5	46.1										55	
60	37	36.5	34.8		66.6	57	50.9		61	57.3	51.3	49.3	51.3	51.1	50.7	48.6	43.7	43.8	44.4	45										60	
65					63	54.6	49.2		57.1	54.9	49.7	48.1	48.4	48.2	48.4	47.5	41.3	41.4	42	42.8										65	
70					59.7	52.3	47.6		53.4	52.4	48.1		45.5	45.5	45.7	45.8	39	39.2	39.7	40.5											70
75					56.7	50.3	46.1		50	49.6	46.6		42.9	42.9	43.1		36.9	37.1	37.6	38.3											75
80					54	48.4	44.8		46.7	46.7	45.1		40.4	40.4	40.6		34.8	35.1	35.5												80
85					51.5	46.7	43.6		43.8	43.7	43.4		38	38.1	38.1		32.9	33.2	33.6												85
90					49.2	45.2	42.5		41	41.1	41.1		35.8	35.8	36		31.1	31.5	31.8												90
95					47.2	43.6	41.5		38.5	38.6	38.8		33.7	33.7	33.9		29.4	29.8	30.1												95
100					45.2	42.2			36.2	36.3	36.5		31.6	31.7	32		27.8	28.1	28.4												100
105					43.5	40.8			34	34.1	34.3		29.6	29.8	30.2		26.2	26.5	26.7												105
110					41.9	39.6			31.9	32.2	32.4		27.9	28.1	28.5		24.7	25.1	25.3												110
115					40.2	38.5			30	30.3			26.2	26.4	26.8		23.3	23.6	23.8												115
120					38.2	37.3			28.3	28.5			24.6	24.8	25.3		21.9	22.3	22.5												120
125					35.7	36			26.7	26.8			23.1	23.3			20.6	21	21.2												125
130					33.3	33.9			25.4	25.4			21.8	21.9			19.3	19.7	20												130
135					31.1				24.2	24.2			20.5	20.6			18.1	18.6													135
140					29.1				23	23			19.3	19.5			17	17.5													140
145					26.6				22	22			18.2	18.5			16	16.4													145
150									20.9				17.3	17.5			15	15.4													150
155									20				16.4	16.6			14.1	14.5													155
160													15.6				13.3	13.6													160
165													14.8				12.6	12.9													165
170													14				12	12.2													170
175													13.4				11.3														175
180																	10.7														180
185																	10.1														185
190																	9.6														190
195																															195
200																															200
205																															205
210																															210
215																															215
220																															220

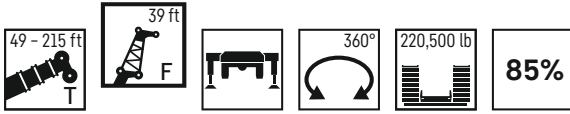
\* adapter - pièce d'adaptateur

t\_180\_51105\_00\_000 / 51125\_00\_000 / 51145\_00\_000 / 51165\_00\_000

# Lifting capacities

## Forces de levage

# TF 39 ft



	49 ft + 8 ft*				132 ft + 8 ft*				149 ft + 8 ft*				165 ft + 8 ft*				182 ft + 8 ft*				198 ft + 8 ft*				215 ft + 8 ft*						
	0°	20°	40°	60°	0°	20°	40°	60°	0°	20°	40°	60°	0°	20°	40°	60°	0°	20°	40°	60°	0°	20°	40°	60°	0°	20°	40°	60°			
14	71.5																													14	
15	71.2																													15	
16	69.9																													16	
17	68.4																													17	
18	66.7																													18	
20	63.5																													20	
22	60.7																													22	
24	58																													24	
26	55.5																													26	
28	53.1	45.4																												28	
30	50.8	44.4																												30	
32	48.6	42.7			69.4																									32	
34	46.6	41.1			67.6																									34	
36	44.6	39.6			65.9			62.8																						36	
38	42.8	38.2	34		64.2			61.5				52.5																		38	
40	41.1	36.9	33.5		62.6			60.1				52.5																		40	
42	39.6	35.7	32.5		61			58.9				52.3																		42	
44	38.2	34.5	31.6		59.6	45.4		57.6				52.1			41.5															44	
46	36.9	33.4	30.8	27	58.2	44.6		56.4				51.8			41.4															46	
48	35.7	32.5	30	27	56.8	43.7		55.3				51			41.2															48	
50	34.5	31.6	29.3	27	55.5	42.8		54.2	42.3			50.1			41						32.8									50	
55	31.8	29.4	27.6	26.9	52.4	40.8	33.8	51.6	40.7	33		47.8	39.4		39.9						32.4						26.1			55	
60	29.4	27.5	26.1	26.6	49.4	38.9	32.6	27	49.2	38.9	32.6		45.2	38.1		38.3					31.8						25.8			60	
65	27.4	25.9	24.8	26	46.5	37.2	31.5	27	46.8	37.3	31.6	27	42.9	36.7	31.1		36.4	35.1			30.7						25.3			65	
70	25.7	24.5	23.8	25.2	44	35.6	30.5	27	44.6	35.9	30.6	27	40.6	35.4	30.3	27	34.7	34	29.4		29.5	29.3					24.6	23		70	
75	24.3	23.4	23		41.8	34.2	29.6		42.4	34.5	29.7	27	38.5	34.1	29.5	27	32.9	32.8	28.8	27	28.2	28.2	26.6				23.8	22.5		75	
80	23	22.4	21.4		39.6	32.8	28.7		40.4	33.2	28.9	27	36.5	33	28.7	27	31.3	31.6	28.1	26.9	27	27.1	26				23	21.8		80	
85					37.8	31.6	27.9		38.7	32.1	28.1	27	34.5	31.9	28	27	29.7	30.2	27.5	26.6	25.7	25.9	25	25.1			22.1	21.1	20.3		85
90					36	30.5	27.2		36.9	31	27.4		32.8	30.9	27.4	26.7	28.2	28.7	26.9	26.2	24.5	24.9	24.1	24.3			21.2	20.4	19.7	19.7	90
95					34.4	29.4	26.5		35.2	30	26.8		31.1	29.9	26.8		26.7	27.3	26.3	25.8	23.3	23.8	23.3	23.4			20.4	19.7	19.1	19.1	95
100					33	28.5	25.8		33.4	29.1	26.2		29.4	28.8	26.2		25.4	26	25.7		22.1	22.7	22.4	22.6			19.5	19.1	18.5	18.6	100
105					31.6	27.6	25.3		31.7	28.2	25.6		27.9	27.7	25.7		24.1	24.7	25		21	21.7	21.6				18.6	18.4	17.9	18	105
110					30.4	26.7	24.7		30	27.4	25.1		26.3	26.4	25.2		22.8	23.4	23.9		20	20.6	20.7				17.7	17.7	17.4	17.5	110
115					29.2	26	24.2		28.4	26.7	24.6		24.8	25.1	24.6		21.7	22.2	22.7		19	19.6	19.8				16.9	17.1	16.9		115
120					28.2	25.2			26.8	25.9	24.2		23.4	23.8	23.8		20.6	21	21.5		18	18.6	18.9				16.1	16.4	16.4		120
125					27.1	24.6			25.3	25.1	23.8		22.1	22.5	22.8		19.4	19.9	20.3		17.1	17.7	18.1				15.3	15.7	15.8		125
130					26.3	24			24	24.2	23.5		20.8	21.3	21.6		18.4	18.8	19.2		16.2	16.8	17.2				14.5	15	15.2		130
135					25.4	23.5			22.7	23.1			19.6	20.1	20.5		17.3	17.8	18.1		15.4	15.9	16.3				13.7	14.3	14.6		135
140					24.6	23			21.4	22			18.5	19	19.4		16.3	16.8	17.1		14.5	15	15.4				13	13.7	14		140
145					23.9	22.5			20.2	20.9			17.5	17.9			15.3	15.8	16.2		13.7	14.2	14.6				12.3	13	13.3		145
150					23.3	22.2			19.1	19.7			16.4	16.9			14.4	14.9	15.2		12.9	13.4	13.8				11.7	12.3	12.7		150
155					22.7				18.1	18.6			15.5	15.9			13.5	14			12.2	12.6	13				11	11.7	12		155
160					22.1				17.3	17.6			14.6	15			12.7	13.2			11.4	11.8	12.2				10.4	11	11.3		160
165					20.8				16.5				13.7	14.1			11.9	12.3			10.7	11.1					9.8	10.4	10.7		165
170									15.7				12.9	13.2			11.1	11.5			10	10.4					9.2	9.7	10		170
175									15.1				12.3	12.5			10.4	10.8			9.3	9.7					8.6	9.1	9.4		175
180													11.6				9.8	10.1			8.7	9.1					8	8.6			180
185													11				9.3	9.5			8.2	8.5					7.5	8			185
190													10.5				8.7	8.9			7.8	8					6.9	7.5			190
195													10				8.2				7.3	7.6					6.4	7			195
200																	7.8				6.9	7.2					5.9	6.5			200
205																	7.4				6.5	6.8					5.4	6			205
210																	7				6.2						5	5.6			210
215																					5.8						4.5	5.1			215
220																					5.5						4.1	4.6			220
225																					5.2						3.7				225
230																					4.9						3.3				230
235																											2.9				235

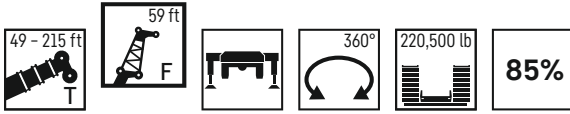
\* adapter - pièce d'adaptateur

t\_180\_51205\_00\_000 / 51225\_00\_000 / 51245\_00\_000 / 51265\_00\_000

# Lifting capacities

## Forces de levage

# TF 59 ft



	F 59 ft																													
	49 ft + 8 ft*				132 ft + 8 ft*				149 ft + 8 ft*				165 ft + 8 ft*				182 ft + 8 ft*				198 ft + 8 ft*					215 ft + 8 ft*				
	0°	20°	40°	60°	0°	20°	40°	60°	0°	20°	40°	60°	0°	20°	40°	60°	0°	20°	40°	60°	0°	20°	40°	60°		0°	20°	40°	60°	
18	52.4																											18		
20	51.5																											20		
22	49.4																											22		
24	47.5																											24		
26	45.5																											26		
28	43.8																											28		
30	42.2																											30		
32	40.6																											32		
34	39.1																											34		
36	37.7				51.3																							36		
38	36.3	30.8			50.1				47.2																			38		
40	35	30.3			48.9				46.7																			40		
42	33.8	29.4			47.7				45.7																			42		
44	32.6	28.5			46.6				44.8			41.4																44		
46	31.4	27.5			45.5				43.9			40.9																46		
48	30.4	26.7			44.5				43			40.2																48		
50	29.3	25.9			43.5				42.2			39.6				34					25.6							50		
55	27	24.1	22.4		41.2	30.4			40.2	29.5		38				33.7				25.6					20.3			55		
60	24.9	22.4	21.3		39	29.4			38.3	29.2		36.5				33.1				25.4					20.3			60		
65	23.1	21	20.1	15.8	37	28			36.6	28		35	27			31.9				25.1					20.1			65		
70	21.6	19.7	19	15.5	35	26.8	22.6		35	26.9		33.7	26.7			30.6	25.5			24.5					19.8			70		
75	20.2	18.6	18.1	15.3	33.2	25.7	22.1	16	33.4	25.8	21.9		32.4	26.1	21.2		29.3	25		23.8	22.8				19.3			75		
80	18.9	17.6	17.3	15.2	31.5	24.7	21.4	15.9	31.9	24.8	21.4		31.2	25.2	21		27.9	24.2		23.1	22.5				18.9			80		
85	17.8	16.7	16.5	15	29.9	23.7	20.7	15.7	30.5	23.9	20.7	15.7		30	24.3	20.5		26.6	23.4	20		22.3	21.9			18.4	17.4		85	
90	16.8	15.9	15.9		28.5	22.8	20.1	15.6	29.2	23.1	20.2	15.6	28.8	23.5	20	15.5	25.4	22.7	19.5	15.4	21.5	21.2			18.4	15.2	17.8	16.9		90
95	16	15.3			27.2	22	19.5		27.9	22.3	19.7	15.4	27.6	22.8	19.5	15.4	24.2	22.1	19.1	15.4	20.6	20.4	18.4	15.2	17.3	16.3	15		95	
100					26	21.2	19		26.6	21.5	19.2	15.4	26.5	22.1	19.1	15.4	23	21.5	18.7	15.3	19.8	19.7	18	15.2	16.7	15.8	14.9		100	
105					24.8	20.5	18.5		25.6	20.8	18.7		25.4	21.4	18.6	15.3	21.9	20.9	18.3	15.2	18.9	19	17.7	15.2	16.1	15.3	14.6		105	
110					23.8	19.8	18.1		24.6	20.2	18.3		24.3	20.8	18.2	15.2	20.9	20.3	17.9	15.2	18.1	18.3	17.4	15.2	15.5	14.8	14.2	13.9	110	
115					22.8	19.2	17.6		23.6	19.6	17.9		23.1	20.2	17.9		19.8	19.8	17.6	15.2	17.2	17.6	17	15.2	14.9	14.3	13.8	13.7	115	
120					21.9	18.6	17.2		22.7	19	17.5		22	19.6	17.5		18.8	19.2	17.3		16.4	16.9	16.6	15.2	14.3	13.9	13.4	13.4	120	
125					21	18	16.9		21.9	18.5	17.1		20.8	19.1	17.2		17.9	18.5	17		15.6	16.3	16.1		13.7	13.4	13	13.1	125	
130					20.3	17.5	16.5		21.1	18	16.8		19.7	18.6	16.9		17	17.7	16.7		14.9	15.6	15.6		13.1	13	12.6	12.7	130	
135					19.6	17	16.2		20.4	17.5	16.5		18.7	18.1	16.6		16.2	16.9	16.4		14.1	14.9	15		12.5	12.6	12.2		135	
140					18.9	16.6			19.6	17.1	16.2		17.6	17.6	16.3		15.3	16	16		13.5	14.2	14.5		11.9	12.2	11.9		140	
145					18.2	16.2			18.9	16.7	16		16.7	17	16		14.4	15.2	15.6		12.8	13.5	13.9		11.3	11.7	11.6		145	
150					17.6	15.8			18.2	16.3	15.7		15.7	16.3	15.8		13.7	14.4	14.9		12.1	12.8	13.3		10.8	11.3	11.2		150	
155					17	15.5			17.4	15.9			14.8	15.6	15.5		12.9	13.6	14.1		11.4	12.1	12.6		10.2	10.8	10.9		155	
160					16.5	15.2			16.6	15.6			14	14.8	15		12.1	12.9	13.3		10.8	11.5	12		9.6	10.3	10.5		160	
165					16	14.9			15.8	15.3			13.2	14			11.3	12.1	12.6		10.2	10.8	11.3		9.1	9.8	10.1		165	
170					15.6	14.6			14.9	14.9			12.4	13.2			10.7	11.5	11.8		9.6	10.2	10.6		8.6	9.3	9.7		170	
175					15.2				14.1	14.4			11.7	12.4			10	10.8			9	9.6	10		8.1	8.7	9.2		175	
180					14.8				13.3	13.7			11	11.7			9.3	10.1			8.5	9	9.4		7.6	8.2	8.6		180	
185					14				12.7				10.3	11			8.7	9.5			7.9	8.4			7.1	7.8	8.1		185	
190									12.1				9.6	10.3			8.2	8.8			7.4	7.9			6.6	7.3	7.6		190	
195									11.6				9.1	9.7			7.7	8.2			6.9	7.4			6.2	6.8	7.2		195	
200													8.6				7.3	7.7			6.5	6.9			5.7	6.3			200	
205													8.2				6.9	7.2			6.1	6.4			5.3	5.9			205	
210													7.7				6.5	6.7			5.8	6			4.8	5.4			210	
215													7.4				6.2				5.4	5.7			4.4	5			215	
220																	5.8				5.1	5.4			4	4.5			220	
225																	5.5				4.8	5			3.6	4.1			225	
230																					4.5				3.2	3.6			230	
235																					4.2				2.8	3.2			235	
240																					3.8				2.8				240	

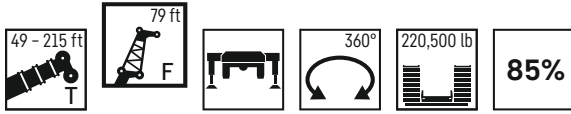
\* adapter - pièce d'adaptateur

t\_180\_51305\_00\_000 / 51325\_00\_000 / 51345\_00\_000 / 51365\_00\_000

# Lifting capacities

## Forces de levage

# TF 79 ft



	49 ft + 8 ft*				132 ft + 8 ft*				149 ft + 8 ft*				165 ft + 8 ft*				182 ft + 8 ft*				198 ft + 8 ft*				215 ft + 8 ft*									
	F 79 ft																																	
	0°	20°	40°	60°	0°	20°	40°	60°	0°	20°	40°	60°	0°	20°	40°	60°	0°	20°	40°	60°	0°	20°	40°	60°	0°	20°	40°	60°	0°	20°	40°	60°		
22	39.6																																22	
24	38.8																																24	
26	37.6																																26	
28	36.2																																28	
30	34.9																																30	
32	33.7																																32	
34	32.6																																34	
36	31.5																																36	
38	30.5				39.5																												38	
40	29.5				38.9																												40	
42	28.6				38				35.9																								42	
44	27.7				37.2				35.5																								44	
46	26.8				36.3				34.8																								46	
48	26				35.5				34.2																								48	
50	25.2	22.4			34.8				33.5				31.1																				50	
55	23.2	21.2			32.9				31.9				30				26.5								21.2								55	
60	21.4	19.6			31.2				30.4				28.8				26.1								21.1								60	
65	19.8	18.3			29.7	22.9			29.1				27.7				25.6							21						16.5			65	
70	18.4	17.1			28.3	22			27.8	21.6			26.6				25							20.6						16.3			70	
75	17.1	16	14.6		26.9	21			26.6	21			25.6	20.2			24.3							20.2					16			75		
80	16	15.1	14		25.6	20.1			25.5	20.1			24.7	19.7			23.6							19.7					15.7			80		
85	15	14.2	13.3	9.4	24.4	19.3	15.3		24.5	19.3			23.7	19			22.8	18.3						19.1					15.3			85		
90	14.1	13.4	12.6	9.3	23.2	18.5	15		23.4	18.6	14.9		22.9	18.3			22.1	17.7						18.5	16.5				14.8			90		
95	13.3	12.7	12.1	9.1	22	17.8	14.6	9.6	22.4	17.9	14.6		22	17.7	14.5			21.3	17.1					17.8	16.1			14.4	13			95		
100	12.5	12.1	11.5	9.1	21	17.1	14.3	9.5	21.4	17.2	14.3	9.5	21.2	17.1	14.2	9.4	20.5	16.6	13.8					17.2	15.7			14	12.7			100		
105	11.8	11.4	11.1	9	20	16.4	13.9	9.4	20.5	16.6	14	9.4	20.4	16.5	13.9	9.4	19.6	16.1	13.6					16.5	15.3			13.6	12.4			105		
110	11.2	10.9	10.7		19.1	15.8	13.5	9.3	19.6	16.1	13.6	9.3	19.7	16	13.5	9.3	18.7	15.6	13.3	9.2				15.9	14.9	12.8		13.2	12			110		
115	10.7	10.5			18.3	15.3	13.1		18.8	15.6	13.2	9.2	18.9	15.5	13.2	9.2	17.9	15.2	13	9.2				15.2	14.5	12.5	9.1	12.7	11.7	10.3			115	
120					17.5	14.8	12.8		18.1	15.1	12.9	9.2	18.2	15	12.9	9.1	17.1	14.7	12.7	9.1	14.6	14.1	12.3	9.1	14.6	14.1	12.3	9.1	12.2	11.3	10.1			120
125					16.8	14.3	12.5		17.4	14.6	12.6		17.5	14.6	12.6	9.1	16.3	14.3	12.4	9.1	13.9	13.7	12	9	13.9	13.7	12	9	11.8	11	9.9			125
130					16.1	13.8	12.2		16.6	14.1	12.3		16.9	14.2	12.3	9.1	15.5	13.9	12.1	9	13.3	13.4	11.8	9	13.3	13.4	11.8	9	11.3	10.6	9.7	8.9		130
135					15.4	13.4	11.9		16	13.7	12		16.3	13.8	12		14.7	13.6	11.9	9	12.7	13	11.6	9	12.7	13	11.6	9	10.9	10.3	9.5	8.9		135
140					14.8	12.9	11.6		15.5	13.3	11.8		15.7	13.4	11.8		14	13.2	11.7		12	12.6	11.4	9	12	12.6	11.4	9	10.4	9.9	9.3	8.9		140
145					14.3	12.5	11.4		14.9	12.9	11.5		15.1	13	11.6		13.4	12.9	11.5		11.4	12.1	11.2		11.4	12.1	11.2		9.9	9.6	9.1	8.9		145
150					13.7	12.2	11.1		14.4	12.5	11.3		14.4	12.7	11.4		12.7	12.6	11.3		10.8	11.6	11.1		10.8	11.6	11.1		9.4	9.3	8.9	8.9		150
155					13.2	11.8	10.9		13.9	12.2	11.1		13.7	12.4	11.2		12	12.2	11.1		10.3	11.1	10.9		10.3	11.1	10.9		9	9	8.7		155	
160					12.8	11.5			13.4	11.9	10.9		13	12.1	11		11.4	11.8	10.9		9.7	10.6	10.7		9.7	10.6	10.7		8.5	8.7	8.4		160	
165					12.3	11.2			13	11.6	10.8		12.3	11.8	10.8		10.7	11.3	10.8		9.2	10.1	10.4		9.2	10.1	10.4		8	8.4	8.2		165	
170					11.9	10.9			12.6	11.3	10.6		11.7	11.5	10.7		10.1	10.8	10.6		8.7	9.5	10		8.7	9.5	10		7.6	8.1	7.9		170	
175					11.5	10.7			12.2	11			11	11.2	10.5		9.5	10.2	10.4		8.9	9.6	9.5		8.9	9.6	9.5		7.1	7.8	7.7		175	
180					11.2	10.5			11.8	10.8			10.3	10.8	10.4		8.9	9.6	10		7.6	8.5	9		7.6	8.5	9		6.6	7.4	7.5		180	
185					10.8	10.3			11.4	10.6			9.7	10.4			8.4	9.1	9.5		7.1	8	8.5		7.1	8	8.5		6.2	7	7.3		185	
190					10.5	10.1			11	10.4			9.1	9.9			7.8	8.5	9		6.6	7.5	8		6.6	7.5	8		5.8	6.6	7.1		190	
195					10.2				10.5	10.2			8.5	9.4			7.3	8			6.2	7	7.5		6.2	7	7.5		5.4	6.2	6.8		195	
200					10				10	10.1			8	8.8			6.8	7.5			5.7	6.5	7		5.7	6.5	7		5	5.8	6.4		200	
205									9.4				7.5	8.2			6.3	7			5.3	6.1			5.3	6.1			4.6	5.4	6		205	
210									9				7.1	7.6			5.9	6.5			5	5.6			5	5.6			4.2	4.9	5.5		210	
215									8.6				6.7	7.2			5.5	6			4.6	5.1			4.6	5.1			3.8	4.5	5		215	
220													6.4				5.2	5.6			4.3	4.8			4.3	4.8			3.4	4.1			220	
225													6.1				4.9	5.2			4	4.4			4	4.4			3	3.7			225	
230													5.7				4.6	4.9			3.6	4			3.6	4				3.3			230	
235													5.5				4.2				3.3	3.7			3.3	3.7				2.8			235	
240																	3.9				3	3.4			3	3.4							240	
245																	3.6																	245

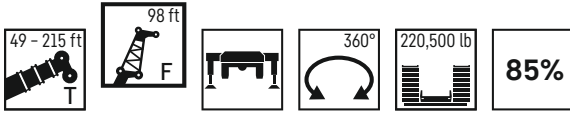
\* adapter - pièce d'adaptateur

t\_180\_51405\_00\_000 / 51425\_00\_000 / 51445\_00\_000 / 51465\_00\_000

# Lifting capacities

## Forces de levage

# TF 98 ft



	49 ft + 8 ft*				132 ft + 8 ft*				149 ft + 8 ft*				165 ft + 8 ft*				182 ft + 8 ft*				198 ft + 8 ft*				215 ft + 8 ft*							
	0°	20°	40°	60°	0°	20°	40°	60°	0°	20°	40°	60°	0°	20°	40°	60°	0°	20°	40°	60°	0°	20°	40°	60°	0°	20°	40°	60°				
26	27																												26			
28	27																												28			
30	27																												30			
32	27																												32			
34	27																												34			
36	26.9																												36			
38	26.4																												38			
40	25.7																												40			
42	25				27																								42			
44	24.2				27			27																					44			
46	23.5				27			27																					46			
48	22.9				27			26.9																					48			
50	22.2				27			26.9				25																	50			
55	20.7				26.8			26.3				24.5				21.3													55			
60	19.3	16.5			26.2			25.4				23.8				21.1													60			
65	17.9	15.7			25.1			24.3				22.9				20.7						17.2							65			
70	16.6	14.8			23.9			23.3				22				20.2						17					13.1		70			
75	15.4	13.9			22.8	16.5		22.3				21.2				19.6						16.8					12.9		75			
80	14.4	13			21.8	16.2		21.4				20.4				19						16.6					12.8		80			
85	13.4	12.2	10.2		20.8	15.6		20.5	15.5			19.7				18.4						16.2					12.5		85			
90	12.5	11.4	9.8		19.9	15		19.7	15			19	14.6			17.8						15.8					12.2		90			
95	11.7	10.8	9.3		19	14.4		18.9	14.4			18.3	14.2			17.3	13.5					15.3					11.9		95			
100	11	10.1	9		18	13.8	10.2		18.2	13.9			17.7	13.7			16.7	13.2				14.8	12.1				11.5		100			
105	10.4	9.6	8.6	6	17.2	13.3	10		17.4	13.4			17.1	13.2			16.2	12.8				14.3	12				11.1		105			
110	9.7	9.1	8.3	5.9	16.4	12.8	9.7		16.7	12.9	9.7		16.5	12.7	9.6		15.7	12.3				13.9	11.7				10.8	9.4		110		
115	9.2	8.6	8	5.9	15.6	12.3	9.5	6.1	16	12.4	9.5		15.9	12.3	9.4		15.2	11.9	9.2			13.4	11.3				10.5	9.1		115		
120	8.7	8.2	7.8	5.8	14.9	11.8	9.2	6.1	15.3	12	9.3	6.1	15.3	11.9	9.2	6	14.7	11.6	9.1			12.8	11				10.1	8.8		120		
125	8.2	7.8	7.6	5.8	14.2	11.4	9	6	14.7	11.5	9.1	6	14.7	11.5	9	6	14.2	11.2	8.9			12.3	10.7				9.8	8.6		125		
130	7.8	7.5	7.4		13.6	10.9	8.8	6	14.1	11.1	8.9	6	14.1	11.1	8.8	6	13.7	10.9	8.8	5.9		11.8	10.4	8.6				9.5	8.3		130	
135	7.5	7.2			13	10.6	8.6		13.5	10.8	8.7	5.9	13.6	10.8	8.7	5.9	13.1	10.6	8.6	5.9		11.3	10.2	8.4	5.8			9.2	8.1	7.2	135	
140					12.5	10.2	8.4		12.9	10.4	8.5	5.9	13.1	10.4	8.5	5.9	12.6	10.3	8.5	5.8		10.8	9.9	8.3	5.8			8.8	7.9	7	140	
145					11.9	9.8	8.3		12.4	10.1	8.4		12.6	10.1	8.4	5.8	12.1	10	8.3	5.8		10.3	9.6	8.2	5.8			8.5	7.7	6.9	145	
150					11.4	9.5	8.1		12	9.7	8.2		12.1	9.8	8.2	5.8	11.5	9.7	8.2	5.8		9.7	9.4	8.1	5.8			8.2	7.5	6.8	5.7	150
155					11	9.2	8		11.5	9.4	8.1		11.7	9.5	8.1		11	9.4	8.1	5.8		9.2	9.1	8	5.8			7.8	7.3	6.6	5.7	155
160					10.6	8.9	7.9		11.1	9.2	8		11.3	9.3	8		10.4	9.2	8			8.7	8.9	7.9	5.8			7.4	7.1	6.5	5.7	160
165					10.2	8.6	7.8		10.6	8.9	7.9		10.9	9	7.9		9.9	8.9	7.8			8.2	8.6	7.7				7	6.9	6.4	5.7	165
170					9.7	8.4	7.6		10.3	8.6	7.8		10.5	8.7	7.8		9.3	8.7	7.7			7.8	8.4	7.6				6.6	6.7	6.3	5.7	170
175					9.4	8.1	7.5		9.9	8.4	7.6		10.2	8.5	7.7		8.8	8.5	7.6			7.3	8.1	7.5				6.2	6.5	6.2		175
180					9	7.9			9.6	8.2	7.5		9.7	8.3	7.6		8.3	8.3	7.5			6.9	7.8	7.4				5.8	6.3	6.1		180
185					8.7	7.7			9.2	8	7.4		9.3	8.1	7.5		7.8	8	7.4			6.4	7.4	7.3				5.4	6.1	5.9		185
190					8.4	7.5			8.9	7.8	7.3		8.7	7.9	7.4		7.3	7.8	7.4			6	7	7.3				5	5.9	5.8		190
195					8.1	7.4			8.6	7.6			8.2	7.7	7.3		6.8	7.5	7.3			5.5	6.6	7.1				4.7	5.7	5.7		195
200					7.9	7.2			8.4	7.5			7.8	7.6	7.2		6.4	7.1	7.2			5.1	6.1	6.8				4.3	5.3	5.5		200
205					7.6	7.1			8.1	7.3			7.3	7.4			5.9	6.8	7			4.7	5.7	6.5				3.9	4.9	5.4		205
210					7.4				7.9	7.2			6.9	7.2			5.4	6.3				4.3	5.3	6				3.6	4.5	5.1		210
215					7.3				7.7	7.1			6.5	6.9			5	5.9				3.9	4.9	5.6				3.2	4.2	4.8		215
220					7.1				7.4	7			6.1	6.6			4.6	5.4				3.6	4.5	5.1					3.8	4.5		220
225									7.2				5.7	6.2			4.2	5				3.3	4.1						3.4	4.1		225
230									6.9				5.3	5.8			3.9	4.5					3.7							3.7		230
235									6.6				4.9	5.4			3.6	4.1					3.3							3.3		235
240													4.6				3.3	3.7					2.9									240
245													4.4				3	3.4														245
250													4.1					3.1														250
255													3.8																			255

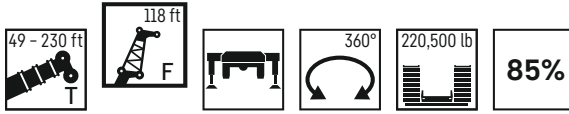
\* adapter - pièce d'adaptateur

t\_180\_51505\_00\_000 / 51525\_00\_000 / 51545\_00\_000 / 51565\_00\_000

# Lifting capacities

## Forces de levage

# TF 118 ft



	49 ft + 8 ft*				132 ft + 8 ft*				149 ft + 8 ft*				165 ft + 8 ft*				182 ft + 8 ft*					
	0°	20°	40°	60°	0°	20°	40°	60°	0°	20°	40°	60°	0°	20°	40°	60°	0°	20°	40°	60°		
28	24.2																				28	
30	24																				30	
32	23.6																				32	
34	23.1																				34	
36	22.4																				36	
38	21.9																				38	
40	21.3																				40	
42	20.8																				42	
44	20.3				24.1																44	
46	19.8				23.9																46	
48	19.3				23.6																48	
50	18.8				23.2			21.7													50	
55	17.7				22.2			21.2				19.3									55	
60	16.6				21.3			20.4				19									60	
65	15.6				20.4			19.6				18.3				16.6					65	
70	14.5	12			19.6			18.9				17.7				16.2					70	
75	13.5	11.5			18.8			18.2				17.2				15.8					75	
80	12.6	10.9			18			17.5				16.6				15.3					80	
85	11.7	10.2			17.3			16.9				16				14.9					85	
90	10.9	9.6			16.5	11.8		16.2				15.5				14.4					90	
95	10.2	9			15.8	11.4		15.6	11.3			15				14					95	
100	9.5	8.5	6.9		15.1	11		15	10.9			14.4	10.6			13.6					100	
105	8.9	8.1	6.7		14.4	10.5		14.4	10.5			14	10.3			13.1					105	
110	8.3	7.7	6.4		13.8	10.1		13.8	10.1			13.5	9.9			12.7	9.5				110	
115	7.9	7.3	6.2		13.1	9.7	6.9		13.2	9.7		13	9.5			12.3	9.2				115	
120	7.4	6.9	6	3.4	12.5	9.3	6.9		12.7	9.4	6.7		12.5	9.2		11.9	8.9				120	
125	7	6.6	5.8	3.3	11.9	9	6.7		12.1	9	6.7		12	8.9		11.6	8.6				125	
130	6.7	6.3	5.6	3.2	11.4	8.6	6.5		11.6	8.7	6.5		11.6	8.6	6.5	11.2	8.3				130	
135	6.3	6	5.4	3.2	10.8	8.3	6.3	3.6	11.1	8.4	6.4		11.1	8.3	6.3	10.8	8.1	6.2			135	
140	6	5.7	5.3	3.2	10.3	8.1	6.2	3.6	10.7	8.1	6.2	3.6		10.7	8.1	6.2	10.4	7.9	6.1		140	
145	5.7	5.5	5.2	3.1	9.8	7.8	6.1	3.6	10.2	7.9	6.1	3.6		10.2	7.8	6.1	3.6	10	7.6	6	3.6	145
150	5.5	5.3	5.2		9.4	7.5	5.9	3.6	9.8	7.6	6	3.6		9.9	7.6	6	3.6	9.6	7.4	5.9	3.6	150
155	5.2	5.1			9	7.3	5.8		9.3	7.4	5.8	3.6		9.5	7.4	5.9	3.6	9.3	7.3	5.8	3.6	155
160					8.6	7.1	5.7		9	7.2	5.7	3.6		9.1	7.2	5.7	3.6	8.9	7.1	5.7	3.6	160
165					8.2	6.9	5.6		8.6	7	5.6			8.8	7	5.7	3.6	8.5	6.9	5.6	3.6	165
170					7.9	6.7	5.5		8.3	6.8	5.5			8.4	6.9	5.6	3.6	8.2	6.8	5.5	3.6	170
175					7.6	6.4	5.4		7.9	6.6	5.5			8.1	6.7	5.5		7.8	6.6	5.5	3.6	175
180					7.3	6.3	5.3		7.7	6.4	5.4			7.9	6.5	5.4		7.4	6.5	5.4		180
185					7.1	6.1	5.3		7.4	6.3	5.3			7.6	6.4	5.3		7	6.3	5.3		185
190					6.8	5.9	5.2		7.2	6.1	5.3			7.3	6.2	5.3		6.6	6.2	5.3		190
195					6.6	5.7	5.2		6.9	5.9	5.2			7.1	6	5.2		6.2	6.1	5.2		195
200					6.4	5.6			6.7	5.8	5.2			6.8	5.9	5.2		5.8	5.9	5.2		200
205					6.1	5.5			6.5	5.6	5.2			6.5	5.8	5.2		5.3	5.7	5.1		205
210					5.9	5.3			6.3	5.5				6.2	5.6	5.1		5	5.5	5.1		210
215					5.8	5.2			6.1	5.4				6	5.5	5.1		4.6	5.3	5.1		215
220					5.6	5.1			5.9	5.3				5.6	5.4	5.1		4.2	5.1	5.1		220
225					5.4	5			5.7	5.2				5.3	5.3			3.8	4.8	5		225
230					5.3				5.6	5.1				4.9	5.2			3.4	4.4			230
235					5.1				5.4	5				4.5	5			3	4			235
240					5				5.3	4.9				4.2	4.8				3.6			240
245									5.2					3.8	4.5				3.2			245
250									5					3.5	4.1							250
255									4.9					3.2	3.7							255
260														2.9								260

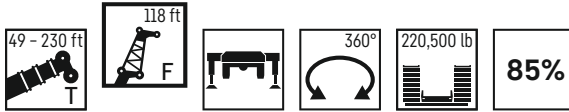
\* adapter - pièce d'adaptateur

t\_180\_51605\_00\_000 / 51625\_00\_000 / 51645\_00\_000 / 51665\_00\_000

# Lifting capacities

## Forces de levage

# TF 118 ft



	198 ft + 8 ft*				215 ft + 8 ft*				227 ft + 8 ft*				230 ft + 8 ft*
	0°	20°	40°	60°	0°	20°	40°	60°	0°	20°	40°	60°	0°
70	13.7												
75	13.5				9.6								
80	13.3				9.5				6.3				5.5
85	13.1				9.4				6.4				5.5
90	12.8				9.3				6.4				5.5
95	12.5				9.2				6.4				5.5
100	12.2				9				6.3				5.5
105	11.9				8.9				6.2				5.5
110	11.6				8.8				6.1				5.4
115	11.3	8.5			8.5				6				5.4
120	10.9	8.3			8.2	6.9			5.9				5.3
125	10.6	8.1			8	6.8			5.7				5.3
130	10.2	7.8			7.7	6.6			5.6	6			5.2
135	9.8	7.6			7.4	6.5			5.3	5.8			5
140	9.4	7.5	5.9		7.2	6.3			5.1	5.7			4.8
145	9	7.3	5.9		6.9	6.1			4.8	5.5			4.5
150	8.6	7.1	5.8		6.7	5.9			4.4	5.4			4.2
155	8.2	7	5.7		6.4	5.8			4.1	5.1			3.8
160	7.7	6.8	5.6	3.5	6.2	5.6	5		3.7	4.9			3.5
165	7.3	6.7	5.5	3.5	5.9	5.5	4.8		3.2	4.6			3.1
170	6.9	6.6	5.5	3.6	5.6	5.3	4.7		2.8	4.3	4.3		2.7
175	6.5	6.4	5.4	3.6	5.3	5.2	4.6	3.6		4	4.2		
180	6.1	6.3	5.3	3.6	5	5.1	4.5	3.6		3.6	4.1	3.6	
185	5.7	6.1	5.3		4.7	4.9	4.4	3.6		3.2	4	3.6	
190	5.3	6	5.2		4.3	4.8	4.3	3.6		2.8	3.9	3.6	
195	4.9	5.8	5.2		4	4.6	4.3				3.6		
200	4.5	5.6	5.1		3.6	4.4	4.2				3.3		
205	4.1	5.3	5.1		3.3	4.2	4.1						
210	3.8	4.9	5			4	4						
215	3.4	4.6	4.9			3.8	4						
220	3	4.2	4.8			3.4	3.8						
225		3.8	4.5			3.1	3.7						
230		3.4	4.2				3.5						
235		3.1	3.8				3.2						
240			3.4				2.8						

\* adapter - pièce d'adaptateur

t\_180\_51605\_00\_000 / 51625\_00\_000 / 51645\_00\_000 / 51665\_00\_000

# Lifting capacities

## Forces de levage

# TF 138 ft



	49 ft + 8 ft*			132 ft + 8 ft*			149 ft + 8 ft*			165 ft + 8 ft*			182 ft + 8 ft*			198 ft + 8 ft*			215 ft + 8 ft*		227 ft + 8 ft*					
	F 138 ft																									
	0°	20°	40°	0°	20°	40°	0°	20°	40°	0°	20°	40°	0°	20°	40°	0°	20°	40°	0°	20°	0°	20°				
32	18.7																						32			
34	18.6																						34			
36	18.4																						36			
38	17.9																						38			
40	17.5																						40			
42	17.1																						42			
44	16.6																						44			
46	16.2																						46			
48	15.9																						48			
50	15.5				18.5																		50			
55	14.6				17.9				16.8														55			
60	13.8				17.2				16.4														60			
65	13				16.4				15.7			14.6											65			
70	12.3				15.8				15.1			14.1			12.8								70			
75	11.5				15.1				14.5			13.7			12.5			10.8					75			
80	10.8				14.5				14			13.2			12.1			10.7					80			
85	10.1	8.4			13.9				13.5			12.8			11.7			10.5			7.1	3.6	85			
90	9.5	7.9			13.4				13			12.3			11.4			10.2			7	3.6	90			
95	8.9	7.5			12.9				12.5			11.9			11.1			9.9			6.9	3.5	95			
100	8.3	7.1			12.3	8.6			12.1	8.3		11.6			10.8			9.6			6.8	3.5	100			
105	7.8	6.7			11.8	8.3			11.6	8.2		11.2			10.4			9.4			6.7	3.5	105			
110	7.3	6.3			11.3	7.9			11.2	7.9		10.8	7.6		10.1			9.1			6.6	3.5	110			
115	6.9	6	4.6		10.8	7.6			10.7	7.6		10.4	7.4		9.8	6.9		8.8			6.5	3.5	115			
120	6.5	5.7	4.5		10.3	7.4			10.3	7.3		10	7.2		9.5	6.9		8.6			6.4	3.5	120			
125	6.1	5.4	4.3	9.8	7.1				9.9	7		9.7	6.9		9.2	6.7		8.3			6.2	3.4	125			
130	5.8	5.2	4	9.4	6.8				9.5	6.8		9.3	6.7		8.9	6.5		8.1	6.1		6	3.4	130			
135	5.5	4.9	3.8	9	6.6	4.8			9.1	6.6		9	6.5		8.5	6.3		7.8	5.9		5.8	3.3	135			
140	5.2	4.7	3.6	8.6	6.4	4.7	8.7	6.4	4.6			8.6	6.3	4.5			8.2	6.1		7.6	5.8	5.7	4.8	3.2	140	
145	4.9	4.5	3.5	8.2	6.1	4.5	8.4	6.2	4.5	8.3	6.1	4.5			7.9	5.9		7.4	5.6		5.5	4.6	3.1		145	
150	4.6	4.3	3.3	7.8	5.9	4.4	8	6	4.4			8	5.9	4.4	7.7	5.7		7.2	5.5		5.3	4.5	2.9	3.7	150	
155	4.4	4	3.2	7.5	5.7	4.3	7.7	5.8	4.3	7.7	5.7	4.3			7.5	5.6	4.2	6.9	5.3		5	4.3		3.6	155	
160	4.2	3.8	3.1	7.2	5.5	4.2	7.4	5.6	4.2	7.4	5.6	4.2	7.4	5.6	4.2	7.2	5.4	4.1	6.7	5.2		4.8	4.2		3.4	160
165	3.9	3.6	3.1	6.9	5.4	4.1	7.1	5.4	4.1	7.2	5.4	4.1	7.2	5.4	4.1	7	5.3	4	6.3	5.1		4.6	4.1		3.3	165
170	3.8	3.5	3	6.6	5.2	4	6.8	5.3	4	6.9	5.3	4	6.7	5.1	3.9	6	4.9	3.9	6	4.9	3.9	4.4	3.9		3.2	170
175	3.6	3.4		6.3	5	3.9	6.6	5.1	3.9	6.7	5.1	3.9	6.5	5	3.9	5.7	4.8	3.8	4.2	3.8		4.2	3.8		3	175
180				6.1	4.9	3.8	6.3	5	3.8	6.5	5	3.8	6.2	4.9	3.8	6.2	4.9	3.8	5.3	4.7	3.7	4	3.7			180
185				5.9	4.8	3.7	6.1	4.8	3.7	6.2	4.8	3.7	6	4.8	3.7	6	4.8	3.7	5	4.6	3.6	3.8	3.6			185
190				5.6	4.6	3.6	5.9	4.7	3.7	6	4.7	3.7	5.7	4.6	3.7	5.7	4.6	3.7	4.6	4.5	3.6	3.5	3.4			190
195				5.4	4.5	3.6	5.7	4.6	3.6	5.8	4.6	3.6	5.5	4.5	3.6	5.5	4.5	3.6	4.3	4.4	3.5	3.2	3.3			195
200				5.2	4.4	3.5	5.5	4.4	3.5	5.6	4.5	3.6	5.1	4.4	3.5	5.1	4.4	3.5	3.9	4.3	3.5	2.8	3.2			200
205				5	4.2	3.5	5.3	4.3	3.5	5.4	4.4	3.5	4.8	4.3	3.5	4.8	4.3	3.5	3.6	4.2	3.4		3			205
210				4.8	4.1	3.4	5.1	4.2	3.4	5.2	4.3	3.5	4.4	4.2	3.4	4.4	4.2	3.4	3.2	4.1	3.4		2.9			210
215				4.6	4	3.4	4.9	4.1	3.4	5	4.2	3.4	4	4.1	3.4	4	4.1	3.4	2.8	4	3.4		2.7			215
220				4.5	3.9		4.7	4	3.4	4.8	4.1	3.4	3.7	4	3.4	3.7	4	3.4		3.8	3.3					220
225				4.3	3.8		4.6	3.9	3.4	4.5	4	3.3	3.3	3.9	3.3	3.3	3.9	3.3		3.5	3.3					225
230				4.1	3.7		4.4	3.8		4.3	3.9	3.3			3.7	3.3			3.1	3.3						230
235				4	3.6		4.3	3.7		4.1	3.8	3.3			3.6	3.3			2.8	3.2						235
240				3.9	3.5		4.1	3.6		3.8	3.7	3.3			3.4	3.3				3.1						240
245				3.7	3.4		4	3.6		3.4	3.6				3.1	3.3				2.9						245
250				3.6			3.9	3.5		3.1	3.5															250
255				3.5			3.8	3.4		2.8	3.4															255
260				3.4			3.6	3.4			3.2															260
265							3.5				2.9															265
270							3.4																			270
275							3.3																			275

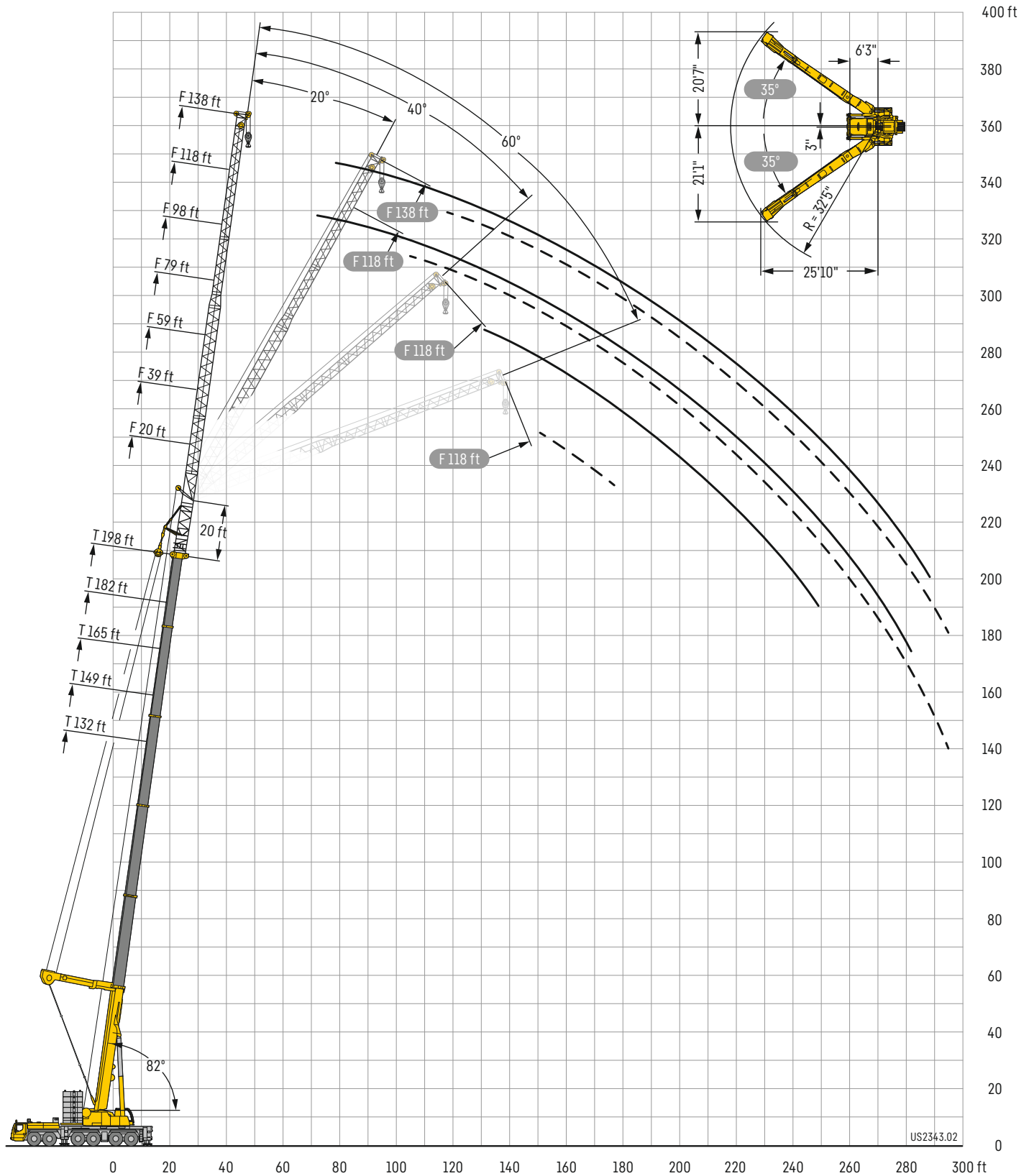
\* adapter - pièce d'adaptateur

t\_180\_51705\_00\_000 / 51725\_00\_000 / 51745\_00\_000

# Lifting heights

## Hauteurs de levage

**TYVEF**

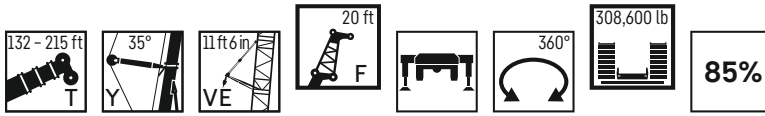


US2343.02

# Lifting capacities

## Forces de levage

# TYVEF 20 ft



	132 ft + 20 ft*			149 ft + 20 ft*			165 ft + 20 ft*			182 ft + 20 ft*			198 ft + 20 ft*			215 ft + 20 ft*			
	0°	20°	40°	0°	20°	40°	0°	20°	40°	0°	20°	40°	0°	20°	40°	0°	20°	40°	
32	127.3																		32
34	127.3			122.1			104.3												34
36	127.3			121.4			106.4												36
38	127.3	83.5		120.6	84		110.5			93.7									38
40	127.1	82.9		119.6	83.5		110.1			97									40
45	122	80.6	62.8	116.2	82.1	63.4	108.1	82.6	63.6	96	82.5		83.2						45
50	115.4	78.2	61.9	111.2	80	62.4	104.3	81	62.7	94	81.6	63	81.8	78.9		69.8			50
55	109.5	75.9	61	103.3	77.8	61.6	99.9	78.9	61.9	91.2	79.9	62.2	80.5	77.7	63.2	68.6	68.8		55
60	102.9	73.8	60.2	96.3	75.8	60.8	94.8	77	61.2	88	78.1	61.5	78.3	76.9	62.5	67.5	67.8	62.1	60
65	96.5	71.9	59.6	90.3	73.9	60.1	89	75.2	60.5	83.1	76.4	60.8	76	75.3	61.9	66.4	66.7	61.5	65
70	90.4	70.1	58.9	84.9	72.1	59.5	83.9	73.5	59.9	78.2	74.3	60.2	73	72.8	61.3	64.9	65.3	61	70
75	84.6	68.4	58.3	79.9	70.5	58.9	79.3	71.9	59.3	73.8	72.1	59.7	68.9	69.9	60.8	63	63.5	60.4	75
80	79.2	66.9	57.9	74.9	69	58.4	75.1	70.2	58.8	69.9	69.9	59.2	65.1	66	60.3	60.6	61.2	59.9	80
85	73.7	65.5	57.5	70.5	67.5	58	71	68.3	58.3	66.3	66.4	58.7	61.8	62.5	59.8	57.4	57.9	58.2	85
90	68	64.2	57.2	66.4	66.1	57.6	67.1	66.6	57.9	62.8	63.1	58.3	58.6	59.5	58.9	54.5	54.8	55.3	90
95	62.8	62.7	57	62.2	63.5	57.2	63.5	64	57.6	59.3	60	57.6	55.7	56.6	56.6	51.7	52.1	52.5	95
100	58.1	59.7	56.8	57.8	59.5	57	60.1	60.7	57.1	56.2	56.8	56.5	52.7	53.8	54.2	49.1	49.5	49.9	100
105	53.9	55.4	55.8	53.6	55.1	55.7	56.5	57.6	56.6	53.3	53.9	54.4	49.9	51.1	51.6	46.5	47.1	47.5	105
110	50	51.4		49.7	51.2	52	52.9	54.1	54.9	50.5	51.1	51.6	47.2	48.4	49	43.9	44.7	45.3	110
115	46.6	47.8		46.1	47.6	48.3	49.5	50.6	51.3	47.6	48.5	49.1	44.8	45.9	46.5	41.6	42.3	43	115
120	43.1	44.4		42.7	44.2	44.8	46.3	47.3	47.9	44.7	45.9	46.5	42.5	43.6	44.1	39.4	40.1	40.7	120
125	40.1	41.2		39.6	41		43.3	44.2	44.8	42	43.1	43.9	40.3	41.4	41.9	37.3	38	38.6	125
130	37.2	38.3		36.8	38		40.5	41.4	41.9	39.3	40.4	41.2	37.8	39.2	39.9	35.4	36	36.6	130
135	34.2	35.4		34	35.2		37.8	38.7	39.2	36.8	37.8	38.4	35.5	36.8	37.6	33.4	34.2	34.7	135
140	31.7	32.6		31.4	32.6		35.4	36.2		34.4	35.2	35.8	33.2	34.6	35.3	31.4	32.3	32.9	140
145	28.1			29.1	30		33	33.8		31.9	32.9	33.4	31	32.4	33	29.3	30.3	31	145
150	23.8			26.8	27.7		30.8	31.6		29.8	30.6		28.9	30.2	30.7	27.3	28.3	29	150
155	18.6			24.7			28.6	29.4		27.6	28.5		26.8	28	28.5	25.4	26.4	27	155
160	11.9			21.6			26.7	27.3		25.7	26.4		25	26		23.7	24.6	25.2	160
165				18			24.9	25.4		23.9	24.6		23.2	24.2		22	22.8	23.3	165
170				13.8			23	23.6		22.2	22.7		21.4	22.4		20.3	21.1		170
175				8.5			20.2	21.2		20.5	21.1		19.8	20.7		18.8	19.5		175
180							17.1			19	19.5		18.3	19.2		17.1	17.9		180
185							13.6			17.3	18		16.9	17.7		15.8	16.4		185
190							9.3			14.9			15.5	16.2		14.4	15		190
195										12.3			14.2	14.9		13.1	13.6		195
200										9.4			12.6	13.5		11.8	12.4		200
205										6			10.5			10.6	11.1		205
210													8.4			9.5	9.9		210
215													5.9			8	8.7		215
220																6.1			220

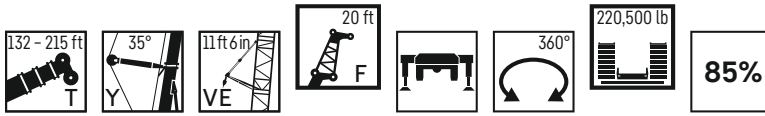
\* adapter - pièce d'adaptateur

t\_180\_61101\_00\_000 / 61121\_00\_000 / 61141\_00\_000

# Lifting capacities

## Forces de levage

# TYVEF 20 ft



	132 ft + 20 ft*				149 ft + 20 ft*				165 ft + 20 ft*				182 ft + 20 ft*				198 ft + 20 ft*				215 ft + 20 ft*					
	0°	20°	40°	60°	0°	20°	40°	60°	0°	20°	40°	60°	0°	20°	40°	60°	0°	20°	40°	60°	0°	20°	40°	60°		
28	127.3				121.5																				28	
30	127.3																									30
32	127.3				122.1																					32
34	127.3	84.6			122.1				106.5																	34
36	127.3	84.1			121.4	84.4			110.3																	36
38	127.3	83.5	64.4		120.6	84			110.5				96.5													38
40	127.1	82.9	63.9		119.6	83.5			110.1				97													40
45	122	80.6	62.8	56	116.2	82.1	63.4	56	108.1	82.6	63.6		96	82.5			83.2									45
50	115.4	78.2	61.9	55.9	111.2	80	62.4	55.9	104.3	81	62.7	55.8	94	81.6	63		81.8	78.9			69.8					50
55	109.5	75.9	61	55.7	103.3	77.8	61.6	55.7	99.9	78.9	61.9	55.6	91.2	79.9	62.2	55.6	80.5	77.7	63.2		68.6	68.8				55
60	100.8	73.8	60.2	55.4	96.1	75.8	60.8	55.6	94.8	77	61.2	55.6	88	78.1	61.5	55.5	78.3	76.9	62.5	56.2	67.5	67.8	62.1			60
65	91.4	71.9	59.6		88.2	73.9	60.1	55.3	88.9	75.2	60.5	55.4	83.1	76.4	60.8	55.4	76	75.3	61.9	56.2	66.4	66.7	61.5	56.1		65
70	83	70.1	58.9		80.1	72.1	59.5		81.6	73.5	59.9	55.1	77.8	74.3	60.2	55.2	73	72.8	61.3	56.2	64.9	65.3	61	56.1		70
75	75.6	68.4	58.3		73	70.4	58.9		74.8	71.2	59.3		71.6	72.1	59.7	54.9	68.2	69.9	60.8	56.2	63	63.5	60.4	56.1		75
80	69.1	66.9	57.9		66.7	68.8	58.4		68.8	69.6	58.8		65.8	67.8	59.2	54.7	62.9	65.3	60.3	56.2	59.7	61.2	59.9	56.1		80
85	63.2	64.7	57.5		61.2	63.5	58		63.5	65.1	58.3		60.7	62.6	58.4	54.6	58	60.3	59.5	56.2	55.1	57.2	58.2	56.1		85
90	58	60.1	57.2		56.2	58.4	57.4		58.6	60.4	57.8		56	57.8	58		53.6	55.8	57.3	56.2	50.9	52.8	54.4	55.6		90
95	53	54.9	55.3		51.6	53.7	55.1		54.2	55.9	56.2		51.7	53.4	54.7		49.4	51.6	53.1		46.9	48.7	50.2	51.3		95
100	48.5	50.2	51.2		47.4	49.4	50.6		50.1	51.7	53		47.9	49.4	50.8		45.6	47.6	49.1		43.2	44.9	46.4			100
105	44.3	46	46.8		43.5	45.4	46.5		46.5	47.9	49.1		44.3	45.7	47		42.1	44.1	45.3		39.9	41.5	42.8			105
110	40.4	42			40	41.7	42.6		43	44.4	45.4		40.9	42.3	43.4		38.9	40.8	42		36.7	38.3	39.5			110
115	37.1	38.4			36.6	38.2	38.9		39.9	41.1	42.1		37.8	39.2	40.2		36	37.7	38.9		33.9	35.3	36.5			115
120	33.8	35.2			33.4	34.9	35.6		37	38.2	39		35	36.2	37.2		33.3	34.9	36		31.3	32.7	33.7			120
125	30.9	32			30.6	31.8			34.2	35.3	36		32.4	33.6	34.5		30.7	32.3	33.2		28.8	30.1	31.1			125
130	28.2	29.3			27.9	29.1			31.6	32.6	33.1		30	31.1	31.9		28.4	29.9	30.8		26.6	27.8	28.7			130
135	25.7	26.7			25.4	26.5			29.1	30	30.5		27.7	28.8	29.5		26.2	27.6	28.4		24.4	25.6	26.4			135
140	23.4	24.2			23.1	24.2			26.9	27.7			25.6	26.6	27.3		24.2	25.5	26.3		22.4	23.6	24.3			140
145	21.3				21	21.9			24.7	25.5			23.7	24.6	25.1		22.2	23.6	24.2		20.6	21.6	22.3			145
150	19.2				19	19.9			22.8	23.4			21.8	22.6			20.4	21.7	22.3		18.8	19.8	20.5			150
155	17.3				17.1				20.9	21.5			19.9	20.7			18.8	19.9	20.5		17.2	18.1	18.7			155
160	11.9				15.4				19.1	19.8			18.2	18.9			17.2	18.3			15.6	16.5	17.1			160
165					13.8				17.5	18			16.6	17.3			15.7	16.8			14.1	15	15.5			165
170					12.2				16	16.5			15.1	15.6			14.3	15.2			12.8	13.5				170
175					8.5				14.5	15			13.6	14.2			12.9	13.8			11.5	12.2				175
180									13.2				12.3	12.7			11.5	12.4			10.2	10.9				180
185									11.9				11	11.4			10.3	11			9	9.7				185
190									9.2				9.8				9.1	9.8			7.8	8.5				190
195													8.6				8	8.6			6.7	7.3				195
200													7.6				6.9	7.5			5.6	6.2				200
205													5.8				5.7				4.5	5				205
210																	4.6				3.4	3.9				210
215																	3.6				2.7					215

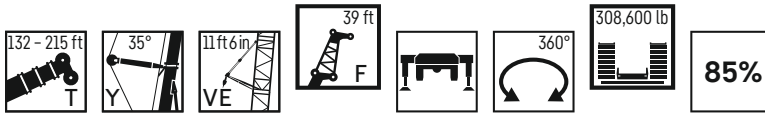
\* adapter · pièce d'adaptateur

t\_180\_61105\_00\_000 / 61125\_00\_000 / 61145\_00\_000 / 61165\_00\_000

# Lifting capacities

## Forces de levage

# TYVEF 39 ft



	132 ft + 20 ft*				149 ft + 20 ft*				165 ft + 20 ft*				182 ft + 20 ft*				198 ft + 20 ft*				215 ft + 20 ft*					
	0°	20°	40°	60°	0°	20°	40°	60°	0°	20°	40°	60°	0°	20°	40°	60°	0°	20°	40°	60°	0°	20°	40°	60°		
36	85.5				87																				36	
38	83.4				85																					38
40	81.4				83.1				82.6																	40
45	76.7				78.7				79																	45
50	72.7	46.4			74.7	47.2			75.3																	50
55	68.8	44.8			71.1	45.6			71.9	46.1																55
60	65.5	43.3	33.4	25.1	67.8	44.2	33.7		68.9	44.8																60
65	62.2	42	32.8	24.9	64.9	42.9	33.1	24.9	66	43.5	33.2															65
70	59.1	40.7	32.3	24.7	62.1	41.7	32.5	24.7	63.4	42.3	32.7	24.7														70
75	56.3	39.5	31.8	24.4	59.4	40.6	32.1	24.5	61.1	41.2	32.2	24.5	62	42.6	33	24.6	61.9	42.4	32.8	24.4	58.1	42.1	32.7			75
80	53.7	38.4	31.3	24.3	56.9	39.5	31.6	24.3	58.7	40.1	31.8	24.4	59.9	41.6	32.6	24.4	59.9	41.4	32.4	24.3	56.4	41.2	32.3	25.4		80
85	51.4	37.4	30.9		54.4	38.5	31.2	24.2	56.5	39.2	31.4	24.2	57.8	40.6	32.1	24.2	57.3	40.5	32	24.1	54.5	40.3	31.9	25.2		85
90	49.3	36.4	30.5		52.1	37.5	30.8		54.4	38.3	31	24.1	55.8	39.7	31.8	24.1	55	39.7	31.7	24	51.9	39.5	31.6	25.1		90
95	47.2	35.5	30.1		50.2	36.6	30.4		52.4	37.4	30.6		53.7	38.8	31.4	24	53.4	38.9	31.3	23.9	49.3	38.8	31.3	25		95
100	45.3	34.7	29.8		48.4	35.8	30.1		50.5	36.6	30.3		51.8	38	31.1		51.1	38.2	31	23.8	46.9	38	31	24.9		100
105	43.7	34	29.5		46.5	35	29.9		48.8	35.8	30		49.8	37.3	30.8		48.7	37.4	30.7	23.8	44.7	37.3	30.7	24.8		105
110	42.1	33.3	29.3		44.8	34.3	29.6		47.1	35.1	29.7		48.1	36.5	30.5		46.2	36.7	30.5	23.7	42.5	36.7	30.4	24.8		110
115	40.6	32.6	29.2		43.4	33.7	29.4		45.3	34.4	29.5		46.3	35.8	30.2		43.9	36.1	30.2		40.3	36.1	30.2	24.7		115
120	39.3	32	29		41.9	33	29.2		43.4	33.8	29.3		44.2	35.2	30		41.7	35.4	30		38.2	35.5	30			120
125	38.1	31.5	28.8		40.5	32.4	29		42.1	33.2	29.1		41.9	34.6	29.7		39.6	34.8	29.8		36.2	35	29.8			125
130	36.9	31			38.6	31.9	28.9		40.8	32.7	28.9		39.5	34	29.6		37.7	34.3	29.6		34.4	34.4	29.6			130
135	35.6	30.6			36.3	31.4	28.7		39	32.2	28.8		37.2	33.5	29.4		35.8	33.8	29.4		32.6	33.5	29.4			135
140	33.9	30.2			33.8	30.9			36.6	31.7	28.7		35	33	29.2		33.7	33	29.3		31	32.2	29.2			140
145	31.9	29.8			31.3	30.5			34.4	31.1	28.6		32.9	32.3	29.1		31.7	32.4	29.1		29.3	30.5	29.1			145
150	29.6	29.5			29.1	29.6			32.3	30.6	28.5		30.9	31.7	29.1		29.7	31.3	29		27.5	29	29			150
155	27.5	28.4			26.9	28.5			30.2	30.2			28.9	31	29		27.8	29.6	28.9		25.8	27.5	28.2			155
160	25.1	26.7			25.1	26.5			28.1	29			27	28.9	28.9		26.1	27.8	28.3		24	25.8	27			160
165	21.7				23.2	24.5			26.3	27.5			25.2	26.9	27.8		24.4	26	27.2		22.4	24.1	25.4			165
170	18				21.5	22.6			24.6	25.9			23.4	25.2			22.8	24.3	25.3		20.9	22.5	23.7			170
175	13.6				19.2				23	24.1			21.9	23.4			21.3	22.7	23.6		19.4	21	22.1			175
180	7.8				16.4				21.4	22.5			20.3	21.8			19.7	21.1			18.1	19.5	20.5			180
185					13.3				19.9	20.9			18.9	20.3			18.3	19.6			16.8	18.2	19.1			185
190					9.6				17.8	19.3			17.5	18.8			16.9	18.1			15.5	16.8				190
195					5.3				15.4				16.2	17.4			15.6	16.8			14.1	15.5				195
200									12.7				14.9	16			14.4	15.4			13	14.2				200
205									9.6				13	14.7			13.1	14.2			11.7	12.9				205
210									6.2				10.9				12.1	12.9			10.6	11.8				210
215													8.6				10.9	11.8			9.6	10.6				215
220													6.2				9.2	10.6			8.5	9.5				220
225																	7.3				7.4	8.4				225
230																	5.3				6.2	7.3				230
235																					4.7	6.1				235
240																					3					240

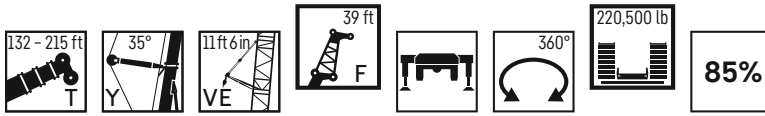
\* adapter - pièce d'adaptateur

t\_180\_61201\_00\_000 / 61221\_00\_000 / 61241\_00\_000 / 61261\_00\_000

# Lifting capacities

## Forces de levage

# TYVEF 39 ft



	132 ft + 20 ft*				149 ft + 20 ft*				165 ft + 20 ft*				182 ft + 20 ft*				198 ft + 20 ft*				215 ft + 20 ft*				
	0°	20°	40°	60°	0°	20°	40°	60°	0°	20°	40°	60°	0°	20°	40°	60°	0°	20°	40°	60°	0°	20°	40°	60°	
32	90				88.6																			32	
34	87.7																								34
36	85.5				87																				36
38	83.4				85																				38
40	81.4				83.1				82.6																40
45	76.7	48.1			78.7				79				79												45
50	72.7	46.4			74.7	47.2			75.3				75.6				71.2								50
55	68.8	44.8	34.1		71.1	45.6			71.9	46.1			72.4	47.3			69.5						62.1		55
60	65.5	43.3	33.4	25.1	67.8	44.2	33.7		68.9	44.8			69.5	46.1			68.2					61.2			60
65	62.2	42	32.8	24.9	64.9	42.9	33.1	24.9	66	43.5	33.2		66.9	44.8	33.9		66.2	44.5				60.2	43.9		65
70	59.1	40.7	32.3	24.7	62.1	41.7	32.5	24.7	63.4	42.3	32.7	24.7	64.3	43.7	33.4	24.7	64	43.4	33.2			59.2	43		70
75	56.3	39.5	31.8	24.4	59.4	40.6	32.1	24.5	61.1	41.2	32.2	24.5	62	42.6	33	24.6	61.9	42.4	32.8	24.4		58.1	42.1	32.7	75
80	53.7	38.4	31.3	24.3	56.9	39.5	31.6	24.3	58.7	40.1	31.8	24.4	59.9	41.6	32.6	24.4	59.3	41.4	32.4	24.3	56.4	41.2	32.3	25.4	80
85	51.4	37.4	30.9		54.4	38.5	31.2	24.2	56.3	39.2	31.4	24.2	56.8	40.6	32.1	24.2	56.6	40.5	32	24.1	53.8	40.3	31.9	25.2	85
90	49.3	36.4	30.5		52.1	37.5	30.8		53.9	38.3	31	24.1	54.1	39.7	31.8	24.1	53.2	39.7	31.7	24	49.9	39.5	31.6	25.1	90
95	47.2	35.5	30.1		50.2	36.6	30.4		51.4	37.4	30.6		51.1	38.8	31.4	24	49.2	38.9	31.3	23.9	46.2	38.8	31.3	25	95
100	45.3	34.7	29.8		47.8	35.8	30.1		49.2	36.6	30.3		47.6	38	31.1		45.6	38.2	31	23.8	42.6	38	31	24.9	100
105	43.7	34	29.5		44.6	35	29.9		46.5	35.8	30		44.1	37.3	30.8		42.2	37.4	30.7	23.8	39.5	37.3	30.7	24.8	105
110	42	33.3	29.3		41.2	34.3	29.6		43.2	35.1	29.7		40.9	36.5	30.5		39.1	36.7	30.5	23.7	36.5	36.7	30.4	24.8	110
115	39.4	32.6	29.2		38	33.7	29.4		40.2	34.4	29.5		38	35.7	30.2		36.3	35.8	30.2		33.8	35.5	30.2	24.7	115
120	36.2	32	29		35.1	33	29.2		37.4	33.8	29.3		35.2	35.1	30		33.7	35.1	30		31.2	33.8	30		120
125	33.3	31.5	28.8		32.4	32.4	29		34.8	33.2	29.1		32.7	34.2	29.7		31.2	33.5	29.8		28.9	31.5	29.8		125
130	30.7	31			30	31.6	28.9		32.3	32.5	28.9		30.4	33	29.5		29	31.3	29.5		26.7	29.1	29.4		130
135	28.2	29.9			27.5	29.6	28.7		30.1	31.5	28.8		28.2	30.6	29.4		26.8	29.1	29.3		24.6	27	28.4		135
140	25.9	27.6			25.4	27.1			28	29.9	28.7		26.2	28.5	29.2		24.9	27	28.2		22.7	24.9	26.7		140
145	23.8	25.3			23.2	24.9			26	27.8	28.3		24.3	26.5	27.9		23	25	26.5		20.9	23	24.7		145
150	21.8	23.1			21.2	22.9			24.2	25.7	26.7		22.5	24.6	25.9		21.3	23.2	24.6		19.2	21.3	22.8		150
155	19.9	21.1			19.3	20.8			22.3	23.7			20.8	22.8	24		19.6	21.4	22.7		17.6	19.5	21		155
160	18.1	19.2			17.6	19			20.6	22			19.2	21.1	22.2		18.1	19.8	21		16.1	17.9	19.3		160
165	16.5				15.9	17.2			18.9	20.2			17.8	19.5	20.4		16.6	18.2	19.3		14.7	16.4	17.7		165
170	14.9				14.4	15.5			17.4	18.6			16.3	18			15.3	16.8	17.8		13.4	15	16.1		170
175	13.4				13				16	17			14.9	16.5			14	15.4	16.3		12.1	13.6	14.7		175
180	7.8				11.6				14.6	15.6			13.5	15			12.7	14.1			10.9	12.3	13.3		180
185					10.3				13.3	14.2			12.3	13.6			11.6	12.9			9.8	11.1	12		185
190					9.1				12.1	12.9			11.1	12.3			10.4	11.6			8.7	9.9			190
195					5.3				11				9.9	11.1			9.3	10.4			7.6	8.9			195
200									9.9				8.8	9.9			8.3	9.2			6.6	7.8			200
205									8.9				7.9	8.8			7.3	8.2			5.6	6.7			205
210									6.1				7				6.3	7.2			4.6	5.7			210
215													6				5.2	6.2				4.7			215
220													5				4.3	5							220
225																	3.3								225

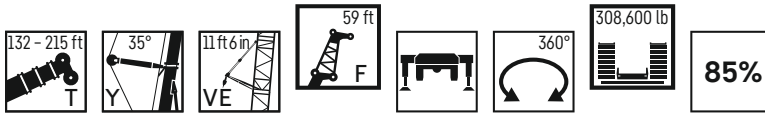
\* adapter - pièce d'adaptateur

t\_180\_61205\_00\_000 / 61225\_00\_000 / 61245\_00\_000 / 61265\_00\_000

# Lifting capacities

## Forces de levage

# TYVEF 59 ft



	132 ft + 20 ft*				149 ft + 20 ft*				165 ft + 20 ft*				182 ft + 20 ft*				198 ft + 20 ft*				215 ft + 20 ft*					
	0°	20°	40°	60°	0°	20°	40°	60°	0°	20°	40°	60°	0°	20°	40°	60°	0°	20°	40°	60°	0°	20°	40°	60°		
36	63.5				62.6																				36	
38	61.9																									38
40	60.4				61.2																					40
45	56.8				57.8				57.8				57.2													45
50	53.6				54.8				55				55.1				53									50
55	50.9	32.6			52.1				52.5				52.7				51.6				50.2					55
60	48.2	31.4			49.7	32			50.2	32.1			50.5				49.7				48.6					60
65	46.1	30.3			47.3	30.9			48	31.1			48.4	31.4			47.8				47					65
70	43.9	29.3	22.1		45.4	29.9			46	30.2			46.6	30.5			46	30.9			45.5					70
75	41.9	28.3	21.6		43.4	29	21.8		44.2	29.3	21.8		44.8	29.6			44.4	30.1			44	30				75
80	39.9	27.4	21.1	14.2	41.6	28.1	21.3	14.2	42.5	28.5	21.4		43.1	28.8	21.5		42.9	29.4			42.6	29.3				80
85	38.1	26.6	20.6	14.1	39.9	27.3	20.8	14.1	40.9	27.7	21	14	41.7	28.1	21.1		41.4	28.6	21.7		41.4	28.6				85
90	36.3	25.8	20.2	13.9	38.3	26.5	20.4	14	39.3	26.9	20.5	13.9	40.2	27.4	20.7	13.9	40.2	28	21.4		40.2	28	21.3			90
95	34.8	25.1	19.7	13.8	36.7	25.8	20	13.8	38	26.2	20.2	13.8	38.7	26.7	20.3	13.8	38.9	27.3	21.1	14.4	39	27.4	21.1			95
100	33.4	24.4	19.4	13.7	35.3	25.1	19.7	13.7	36.7	25.6	19.8	13.7	37.5	26.1	20	13.7	37.7	26.7	20.8	14.3	38	26.8	20.8	14.2		100
105	32	23.8	19		34	24.5	19.3	13.6	35.4	25	19.5	13.6	36.4	25.5	19.7	13.6	36.6	26.1	20.5	14.2	36.9	26.3	20.5	14.2		105
110	30.6	23.2	18.7		32.7	23.9	19		34.2	24.4	19.2	13.5	35.2	24.9	19.4	13.5	35.5	25.6	20.2	14.1	35.9	25.7	20.2	14.1		110
115	29.5	22.6	18.4		31.4	23.3	18.7		33	23.8	18.9		34.1	24.3	19.1	13.4	34.5	25	19.9	14	35	25.2	20	14		115
120	28.4	22.1	18.1		30.2	22.8	18.4		31.8	23.3	18.6		33.1	23.8	18.8		33.5	24.5	19.7	14	34.1	24.8	19.7	14		120
125	27.4	21.6	17.9		29.2	22.3	18.1		30.7	22.8	18.4		32.1	23.3	18.5		32.6	24.1	19.4		33.2	24.3	19.5	13.9		125
130	26.5	21.1	17.7		28.2	21.8	17.9		29.6	22.4	18.1		31	22.8	18.3		31.7	23.6	19.2		32.4	23.9	19.3	13.9		130
135	25.6	20.6	17.5		27.3	21.4	17.7		28.7	21.9	17.9		30	22.4	18.1		30.8	23.2	19		31.6	23.5	19.1	13.8		135
140	24.8	20.2	17.3		26.4	20.9	17.5		27.8	21.5	17.7		29.2	22	17.9		30	22.8	18.8		30.4	23.1	18.9			140
145	24	19.7	17.1		25.6	20.5	17.3		27	21.1	17.5		28.3	21.6	17.7		29.1	22.4	18.6		29.2	22.7	18.7			145
150	23.2	19.4			24.9	20.1	17.2		26.1	20.7	17.4		27.5	21.2	17.5		27.9	22	18.4		27.8	22.3	18.5			150
155	22.5	19			24.2	19.7	17.1		25.5	20.2	17.2		26.5	20.8	17.4		27.1	21.7	18.2		26.3	22	18.3			155
160	21.8	18.6			23.4	19.3			24.8	19.9	17.1		25.7	20.4	17.2		26.3	21.3	18.1		24.7	21.6	18.2			160
165	21.1	18.4			22.8	19			23.9	19.5	17		25	20	17.1		24.8	21	17.9		23.1	21.3	18			165
170	20.4	18.1			22.1	18.6			23.2	19.2			24.4	19.7	17		23.3	20.7	17.8		21.6	21	17.9			170
175	19.7	17.9			21.1	18.4			22.6	18.9			23.2	19.4	16.9		21.8	20.4	17.7		20.2	20.7	17.8			175
180	19				20.2	18.1			22	18.6			21.7	19.1			20.5	20.1	17.6		18.9	20.3	17.7			180
185	16.9				18.8	17.9			21.2	18.3			20.2	18.7			19.2	19.8	17.5		17.6	19.7	17.6			185
190	13.6				17.2	17.6			20	18			18.9	18.4			17.9	19.4	17.5		16.4	18.4	17.5			190
195	9.7				14.9				18.8	17.8			17.6	18.2			16.6	18.8	17.4		15.2	17.2	17.4			195
200					12.4				17.5	17.6			16.4	17.4			15.4	17.5			14.2	16	17.2			200
205					9.7				15.9	17.1			15.2	16.5			14.3	16.2			13.1	14.8	16			205
210					6.6				14	13.5			14.1	15.4			13.1	15			12	13.7				210
215									11.8				12.9	14.2			12.1	13.8			11	12.6				215
220									9.4				11.5	13.1			11.1	12.7			9.9	11.5				220
225									6.8				9.8	11.8			10.1	11.6			8.9	10.4				225
230									3.6				8				9	10.5			8	9.4				230
235													6				7.7	9.5			7.1	8.4				235
240													3.6				6.2	8.3			6.1	7.4				240
245																					5.1	6.5				245
250																					3.8	5.4				250
255																						4.2				255

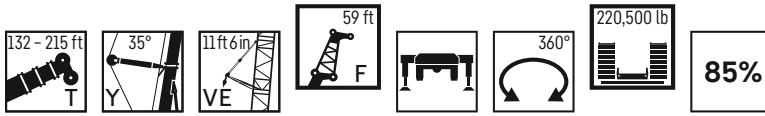
\* adapter - pièce d'adaptateur

t\_180\_61301\_00\_000 / 61321\_00\_000 / 61341\_00\_000 / 61361\_00\_000

# Lifting capacities

## Forces de levage

# TYVEF 59 ft



	132 ft + 20 ft*				149 ft + 20 ft*				165 ft + 20 ft*				182 ft + 20 ft*				198 ft + 20 ft*				215 ft + 20 ft*					
	0°	20°	40°	60°	0°	20°	40°	60°	0°	20°	40°	60°	0°	20°	40°	60°	0°	20°	40°	60°	0°	20°	40°	60°		
34	64.9																								34	
36	63.5																									36
38	61.9				62.6																					38
40	60.4				61.2																					40
45	56.8				57.8				57.8				57.2													45
50	53.6				54.8				55				55.1				53									50
55	50.9	32.6			52.1				52.5				52.7				51.6					50.2				55
60	48.2	31.4			49.7	32			50.2	32.1			50.5				49.7					48.6				60
65	46.1	30.3			47.3	30.9			48	31.1			48.4	31.4			47.8					47				65
70	43.9	29.3	22.1		45.4	29.9			46	30.2			46.6	30.5			46	30.9				45.5				70
75	41.9	28.3	21.6		43.4	29	21.8		44.2	29.3	21.8		44.8	29.6			44.4	30.1				44	30			75
80	39.9	27.4	21.1	14.2	41.6	28.1	21.3	14.2	42.5	28.5	21.4		43.1	28.8	21.5		42.9	29.4				42.6	29.3			80
85	38.1	26.6	20.6	14.1	39.9	27.3	20.8	14.1	40.9	27.7	21	14	41.7	28.1	21.1		41.4	28.6	21.7			41.4	28.6			85
90	36.3	25.8	20.2	13.9	38.3	26.5	20.4	14	39.3	26.9	20.5	13.9	40.2	27.4	20.7	13.9	40.2	28	21.4			40.2	28	21.3		90
95	34.8	25.1	19.7	13.8	36.7	25.8	20	13.8	38	26.2	20.2	13.8	38.7	26.7	20.3	13.8	38.9	27.3	21.1	14.4		39	27.4	21.1		95
100	33.4	24.4	19.4	13.7	35.3	25.1	19.7	13.7	36.7	25.6	19.8	13.7	37.5	26.1	20	13.7	37.7	26.7	20.8	14.3		38	26.8	20.8	14.2	100
105	32	23.8	19		34	24.5	19.3	13.6	35.4	25	19.5	13.6	36.4	25.5	19.7	13.6	36.6	26.1	20.5	14.2		36.9	26.3	20.5	14.2	105
110	30.6	23.2	18.7		32.7	23.9	19		34.2	24.4	19.2	13.5	35.2	24.9	19.4	13.5	35.5	25.6	20.2	14.1		35.6	25.7	20.2	14.1	110
115	29.5	22.6	18.4		31.4	23.3	18.7		33	23.8	18.9		33.9	24.3	19.1	13.4	34	25	19.9	14		33.7	25.2	20	14	115
120	28.4	22.1	18.1		30.2	22.8	18.4		31.8	23.3	18.6		32.8	23.8	18.8		33	24.5	19.7	14		31.6	24.8	19.7	14	120
125	27.4	21.6	17.9		29.2	22.3	18.1		30.6	22.8	18.4		31.5	23.3	18.5		31.1	24.1	19.4			29.3	24.3	19.5	13.9	125
130	26.5	21.1	17.7		28.2	21.8	17.9		29.3	22.4	18.1		30.3	22.8	18.3		29.1	23.6	19.2			27.2	23.9	19.3	13.9	130
135	25.6	20.6	17.5		27.3	21.4	17.7		28.4	21.9	17.9		28.7	22.4	18.1		27	23.2	19			25.2	23.5	19.1	13.8	135
140	24.8	20.2	17.3		26.2	20.9	17.5		27.5	21.5	17.7		26.9	22	17.9		25.1	22.8	18.8			23.4	23.1	18.9		140
145	24	19.7	17.1		24.9	20.5	17.3		26.5	21.1	17.5		25	21.6	17.7		23.3	22.4	18.6			21.6	22.7	18.7		145
150	23	19.4			23	20.1	17.2		25.1	20.7	17.4		23.3	21.2	17.5		21.7	22	18.4			20	22.3	18.5		150
155	21.7	19			21.3	19.7	17.1		23.4	20.2	17.2		21.7	20.7	17.4		20.1	21.7	18.2			18.4	21.2	18.3		155
160	20.3	18.6			19.5	19.3			21.8	19.8	17.1		20.1	20.3	17.2		18.5	21.3	18.1			16.9	19.6	18.2		160
165	18.6	18.4			17.9	18.7			20.4	19.4	17		18.6	19.9	17.1		17.1	19.9	17.9			15.6	18.2	18		165
170	17.1	17.9			16.4	18			18.9	19.1			17.3	19.2	17		15.8	18.5	17.8			14.3	16.7	17.9		170
175	15.6	17			14.9	16.8			17.5	18.5			16	18	16.9		14.5	17.1	17.7			13	15.4	16.9		175
180	14.3				13.5	15.2			16.1	17.5			14.8	16.7			13.3	15.8	17			11.8	14.1	15.8		180
185	13				12.3	13.8			14.8	16.4			13.6	15.4			12.2	14.5	15.9			10.7	12.8	14.4		185
190	11.7				11	12.4			13.6	15.1			12.5	14.2			11.1	13.3	14.6			9.6	11.7	13.1		190
195	9.6				9.9				12.4	13.8			11.3	12.9			10	12.2	13.4			8.6	10.5	11.9		195
200					8.8				11.4	12.6			10.3	11.7			9.1	11.1				7.7	9.5	10.7		200
205					7.8				10.3	11.4			9.2	10.6			8.2	10				6.7	8.5	9.6		205
210					6.5				9.3	7.8			8.3	9.5			7.2	9				5.8	7.5			210
215									8.4				7.4	8.4			6.4	8.1				4.9	6.6			215
220									7.6				6.6	7.6			5.5	7.1				4	5.6			220
225									6.7				5.7	6.7			4.6	6.2				3.1	4.7			225
230									3.6				4.8				3.7	5.2					3.8			230
235													3.9				2.7	4.3					2.8			235
240													3					3.2								240

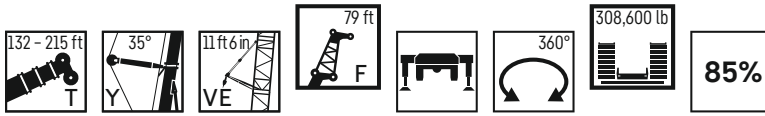
\* adapter - pièce d'adaptateur

† 180,61305\_00,000 / 61325\_00,000 / 61345\_00,000 / 61365\_00,000

# Lifting capacities

## Forces de levage

# TYVEF 79 ft



	132 ft + 20 ft*				149 ft + 20 ft*				165 ft + 20 ft*				182 ft + 20 ft*				198 ft + 20 ft*				215 ft + 20 ft*					
	0°	20°	40°	60°	0°	20°	40°	60°	0°	20°	40°	60°	0°	20°	40°	60°	0°	20°	40°	60°	0°	20°	40°	60°		
40	47.4				45.3				44.6																40	
45	44.9																								45	
50	42.5				43.1				43				42.5												50	
55	40.4				41				41.1				41				40.2								55	
60	38.4				39.1				39.3				39.4				38.6						36.7		60	
65	36.5	24			37.4				37.6				37.8				37.2						35.8		65	
70	34.8	23.1			35.6	23.5			36.1				36.4				35.8						34.5		70	
75	33.3	22.2			34.1	22.6			34.6	22.8			35	22.9			34.5						33.4		75	
80	31.8	21.5			32.8	21.9			33.2	22.1			33.7	22.4			33.4	22.2					32.3		80	
85	30.3	20.8	14.9		31.4	21.2			32	21.4			32.4	21.7			32.2	21.7					31.3	21.3	85	
90	29.1	20.1	14.5		30.1	20.5	14.6		30.8	20.8			31.3	21.1			31.1	21.1					30.4	20.8	90	
95	27.8	19.4	14.1		29	19.9	14.3		29.6	20.2	14.3		30.3	20.5	14.4		30.2	20.6					29.5	20.3	95	
100	26.6	18.8	13.8	8.9	28	19.3	14	8.9	28.6	19.6	14		29.2	20	14.1		29.3	20	14.1				28.6	19.8	100	
105	25.5	18.1	13.5	8.8	26.9	18.7	13.7	8.8	27.6	19.1	13.8	8.8	28.2	19.4	13.9		28.4	19.5	13.8				27.8	19.3	105	
110	24.5	17.6	13.2	8.7	25.9	18.1	13.4	8.7	26.7	18.5	13.5	8.7	27.3	18.9	13.6	8.7	27.5	19	13.6	8.6			27.1	18.8	110	
115	23.4	17	12.9	8.6	24.9	17.6	13.1	8.6	25.8	18	13.2	8.6	26.5	18.4	13.3	8.6	26.7	18.5	13.4	8.6			26.3	18.4	115	
120	22.4	16.5	12.7	8.5	24	17.1	12.9	8.5	24.9	17.5	13	8.5	25.6	17.9	13.1	8.5	25.9	18	13.2	8.5			25.6	17.9	120	
125	21.6	16	12.4		23	16.6	12.6	8.5	24.1	17	12.8	8.5	24.9	17.4	12.9	8.5	25.1	17.6	12.9	8.4			24.9	17.5	125	
130	20.8	15.5	12.2		22.1	16.1	12.4		23.3	16.6	12.6	8.4	24.1	17	12.7	8.4	24.4	17.1	12.7	8.4			24.2	17.1	130	
135	20	15.1	12		21.3	15.7	12.2		22.4	16.1	12.4		23.4	16.5	12.5	8.4	23.7	16.7	12.5	8.3			23.6	16.7	135	
140	19.2	14.7	11.8		20.6	15.3	12		21.7	15.7	12.2		22.6	16.1	12.3		23.1	16.4	12.3	8.3			23	16.4	140	
145	18.5	14.3	11.6		19.8	14.9	11.8		20.9	15.3	12		21.9	15.7	12.1		22.4	16	12.2				22.4	16	145	
150	17.8	14	11.5		19.1	14.5	11.7		20.2	14.9	11.8		21.2	15.4	12		21.8	15.6	12				21.8	15.7	150	
155	17.1	13.6	11.3		18.4	14.2	11.5		19.5	14.6	11.7		20.6	15	11.8		21.2	15.3	11.9				21.3	15.4	155	
160	16.4	13.3	11.2		17.8	13.8	11.4		18.8	14.3	11.5		19.9	14.7	11.7		20.6	15	11.7				20.8	15.1	160	
165	15.8	13	11.1		17.2	13.5	11.3		18.3	14	11.4		19.3	14.4	11.5		20	14.6	11.6				20.2	14.8	165	
170	15.3	12.8			16.6	13.3	11.1		17.7	13.7	11.3		18.6	14.1	11.4		19.4	14.3	11.5				19.7	14.5	170	
175	14.7	12.5			16	13	11.1		17.1	13.4	11.2		18.1	13.8	11.3		18.8	14.1	11.4				19.2	14.2	175	
180	14.2	12.2			15.5	12.7			16.6	13.1	11.1		17.6	13.5	11.2		18.2	13.8	11.3				18.6	13.9	180	
185	13.7	12			14.9	12.5			16	12.9	11		17	13.3	11.1		17.5	13.6	11.2				17.7	13.7	185	
190	13.2	11.9			14.5	12.3			15.5	12.7			16.4	13	11		17	13.3	11.1				16.5	13.5	190	
195	12.8	11.7			14	12.1			15.1	12.5			15.9	12.8	10.9		16.6	13.1	11				15.3	13.2	195	
200	12.4				13.6	11.9			14.6	12.2			15.4	12.6			15.8	12.9	10.9				14.2	13	200	
205	12				13.1	11.7			14.1	12			15	12.4			14.9	12.6	10.9				13.2	12.8	205	
210	9.8				12.3	11.6			13.6	11.9			14.6	12.2			14.1	12.4	10.8				12.3	12.6	210	
215	6.7				11.2				13.3	11.7			13.8	12			13.1	12.2					11.4	12.4	215	
220					9				12.9	11.6			12.9	11.8			12.1	12					10.4	12.1	220	
225					6.7				11.9	11.5			12	11.7			11	11.9					9.5	11.5	225	
230					3.9				10.6	9.6			11	11.6			10.1	11.3					8.6	10.6	230	
235									8.6				9.9	11.4			9.2	10.7					7.8	9.7	235	
240									6.7				8.5	10.5			8.3	9.9					6.9	8.7	240	
245									4.3				6.9	9.3			7.4	9					6.1	7.8	245	
250													5.3				6.3	8.1					5.3	6.9	250	
255													3.4				5	7.1					4.4	6.1	255	
260																	3.6	5.9					3.4	5.2	260	
265																								4.3		265
270																								3.3		270

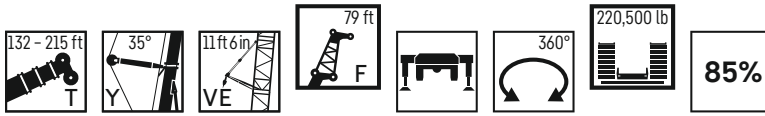
\* adapter - pièce d'adaptateur

t\_180\_61401\_00\_000 / 61421\_00\_000 / 61441\_00\_000 / 61461\_00\_000

# Lifting capacities

## Forces de levage

# TYVEF 79 ft



	132 ft + 20 ft*				149 ft + 20 ft*				165 ft + 20 ft*				182 ft + 20 ft*				198 ft + 20 ft*				215 ft + 20 ft*				
	0°	20°	40°	60°	0°	20°	40°	60°	0°	20°	40°	60°	0°	20°	40°	60°	0°	20°	40°	60°	0°	20°	40°	60°	
38	48.5																							38	
40	47.4																							40	
45	44.9				45.3				44.6															45	
50	42.5				43.1				43				42.5											50	
55	40.4				41				41.1				41				40.2							55	
60	38.4				39.1				39.3				39.4				38.6				36.7			60	
65	36.5	24			37.4				37.6				37.8				37.2				35.8			65	
70	34.8	23.1			35.6	23.5			36.1				36.4				35.8				34.5			70	
75	33.3	22.2			34.1	22.6			34.6	22.8			35	22.9			34.5				33.4			75	
80	31.8	21.5			32.8	21.9			33.2	22.1			33.7	22.4			33.4	22.2			32.3			80	
85	30.3	20.8	14.9		31.4	21.2			32	21.4			32.4	21.7			32.2	21.7			31.3	21.3		85	
90	29.1	20.1	14.5		30.1	20.5	14.6		30.8	20.8			31.3	21.1			31.1	21.1			30.4	20.8		90	
95	27.8	19.4	14.1		29	19.9	14.3		29.6	20.2	14.3		30.3	20.5	14.4		30.2	20.6			29.5	20.3		95	
100	26.6	18.8	13.8	8.9	28	19.3	14	8.9	28.6	19.6	14		29.2	20	14.1		29.3	20	14.1		28.6	19.8		100	
105	25.5	18.1	13.5	8.8	26.9	18.7	13.7	8.8	27.6	19.1	13.8	8.8	28.2	19.4	13.9		28.4	19.5	13.8		27.8	19.3	13.7	105	
110	24.5	17.6	13.2	8.7	25.9	18.1	13.4	8.7	26.7	18.5	13.5	8.7	27.3	18.9	13.6	8.7	27.5	19	13.6	8.6	27.1	18.8	13.5	110	
115	23.4	17	12.9	8.6	24.9	17.6	13.1	8.6	25.8	18	13.2	8.6	26.5	18.4	13.3	8.6	26.7	18.5	13.4	8.6	26.3	18.4	13.2	8.5	115
120	22.4	16.5	12.7	8.5	24	17.1	12.9	8.5	24.9	17.5	13	8.5	25.6	17.9	13.1	8.5	25.9	18	13.2	8.5	25.6	17.9	13	8.4	120
125	21.6	16	12.4		23	16.6	12.6	8.5	24.1	17	12.8	8.5	24.9	17.4	12.9	8.5	25.1	17.6	12.9	8.4	24.9	17.5	12.9	8.4	125
130	20.8	15.5	12.2		22.1	16.1	12.4		23.3	16.6	12.6	8.4	24.1	17	12.7	8.4	24.4	17.1	12.7	8.4	24.2	17.1	12.7	8.3	130
135	20	15.1	12		21.3	15.7	12.2		22.4	16.1	12.4		23.4	16.5	12.5	8.4	23.7	16.7	12.5	8.3	23.6	16.7	12.5	8.3	135
140	19.2	14.7	11.8		20.6	15.3	12		21.7	15.7	12.2		22.6	16.1	12.3		22.8	16.4	12.3	8.3	22.5	16.4	12.3	8.2	140
145	18.5	14.3	11.6		19.8	14.9	11.8		20.9	15.3	12		21.9	15.7	12.1		22.2	16	12.2		21.4	16	12.2	8.2	145
150	17.8	14	11.5		19.1	14.5	11.7		20.2	14.9	11.8		21.1	15.4	12		21.3	15.6	12		19.9	15.7	12	8.2	150
155	17.1	13.6	11.3		18.4	14.2	11.5		19.4	14.6	11.7		20.3	15	11.8		20.4	15.3	11.9		18.4	15.4	11.9	8.2	155
160	16.4	13.3	11.2		17.8	13.8	11.4		18.7	14.3	11.5		19.6	14.7	11.7		19	15	11.7		17	15.1	11.7		160
165	15.8	13	11.1		17.2	13.5	11.3		18	14	11.4		18.8	14.4	11.5		17.6	14.6	11.6		15.6	14.8	11.6		165
170	15.3	12.8			16.6	13.3	11.1		17.5	13.7	11.3		17.8	14.1	11.4		16.3	14.3	11.5		14.3	14.5	11.5		170
175	14.7	12.5			15.9	13	11.1		16.9	13.4	11.2		16.6	13.8	11.3		15.1	14.1	11.4		13.1	14.2	11.4		175
180	14.2	12.2			14.8	12.7			16.3	13.1	11.1		15.4	13.5	11.2		13.9	13.8	11.3		12	13.9	11.3		180
185	13.7	12			13.7	12.5			15.6	12.9	11		14.2	13.3	11.1		12.8	13.4	11.2		10.9	13.5	11.2		185
190	13.1	11.9			12.5	12.3			14.7	12.7			13.2	13	11		11.7	13.2	11.1		9.8	12.5	11.1		190
195	12.1	11.7			11.3	12.1			13.5	12.4			12.1	12.7	10.9		10.7	12.7	11		8.9	11.5	11		195
200	11				10.2	11.8			12.4	12.2			11.1	12.5			9.8	12	10.9		7.9	10.4	10.9		200
205	9.9				9.2	10.8			11.4	11.9			10.2	11.9			8.8	11	10.9		7	9.4	10.8		205
210	8.9				8.2	9.7			10.3	11.6			9.2	11			7.9	10	10.7		6.2	8.4	10		210
215	6.6				7.3				9.4	11			8.4	10.1			7.1	9.1			5.3	7.5	9.1		215
220					6.5				8.5	9.9			7.5	9.1			6.3	8.2			4.5	6.6	8		220
225					5.5				7.8	9			6.7	8.1			5.4	7.2			3.6	5.7	7.1		225
230					3.7				7	4.4			5.9	7.3			4.7	6.4				4.9			230
235									6.3				5.1	6.5			3.9	5.6				4			235
240									5.5				4.3	5.6			3.1	4.7				3.2			240
245									4.1				3.4	4.7				3.9							245
250													2.6					3							250


\* adapter - pièce d'adaptateur

t\_180\_61405\_00\_000 / 61425\_00\_000 / 61445\_00\_000 / 61465\_00\_000

# Lifting capacities

## Forces de levage

# TYVEF 98 ft



	132 ft + 20 ft*				149 ft + 20 ft*				165 ft + 20 ft*				182 ft + 20 ft*				198 ft + 20 ft*				215 ft + 20 ft*					
	0°	20°	40°	60°	0°	20°	40°	60°	0°	20°	40°	60°	0°	20°	40°	60°	0°	20°	40°	60°	0°	20°	40°	60°		
45	35				34.9																				45	
50	33.2				33.2																				50	
55	31.5				31.6								31.3												55	
60	29.9				30.1								30.1					29.5							60	
65	28.6				28.8								28.9					28.4					26.9		65	
70	27.2				27.6								27.7					27.4					26.4		70	
75	26	17.6			26.4								26.7					26.4					25.5		75	
80	25	16.9			25.3	17							25.8					25.4					24.7		80	
85	23.9	16.2			24.4	16.4						24.6	16.5					24.6					23.9		85	
90	22.9	15.5			23.4	15.8						23.7	15.9					23.8					23.2		90	
95	22	14.9			22.5	15.2						22.9	15.3					23	15.5				22.5		95	
100	21.1	14.4	10		21.7	14.6						22.1	14.8					22.3	15				21.8	14.8	100	
105	20.2	13.8	9.7		20.9	14.1	9.8					21.3	14.3					21.6	14.5				21.2	14.4	105	
110	19.4	13.3	9.5		20.2	13.6	9.5					20.6	13.9	9.5				21	14.1				20.6	14	110	
115	18.6	12.9	9.2	5.8	19.4	13.2	9.3					19.9	13.4	9.3				20.3	13.7	9.3			20	13.6	115	
120	17.8	12.4	9	5.7	18.7	12.8	9.1	5.7				19.2	13	9.1				19.7	13.3	9.1			19.4	13.2	120	
125	17	12	8.7	5.7	18	12.3	8.9	5.7				18.5	12.6	8.9	5.6			19	12.9	9	5.6		18.9	12.9	125	
130	16.3	11.6	8.6	5.6	17.2	12	8.7	5.6				17.9	12.2	8.7	5.6			18.3	12.5	8.8	5.6		18.5	12.6	130	
135	15.6	11.2	8.4	5.6	16.5	11.6	8.5	5.6				17.3	11.9	8.5	5.5			17.8	12.2	8.6	5.5		18	12.3	135	
140	15	10.9	8.2	5.5	15.8	11.2	8.3	5.5				16.7	11.6	8.4	5.5			17.2	11.8	8.5	5.5		17.4	12	140	
145	14.3	10.6	8		15.3	10.9	8.1	5.5				16	11.2	8.2	5.4			16.7	11.5	8.3	5.4		16.9	11.7	145	
150	13.7	10.3	7.9		14.7	10.6	8					15.5	10.9	8.1	5.4			16.1	11.2	8.2	5.4		16.4	11.4	150	
155	13.2	10	7.7		14.1	10.3	7.8					14.9	10.6	7.9				15.6	10.9	8	5.4		15.9	11.1	155	
160	12.6	9.7	7.6		13.5	10.1	7.7					14.4	10.3	7.8				15.1	10.6	7.9			15.5	10.8	160	
165	12.1	9.4	7.5		13	9.8	7.6					13.8	10.1	7.7				14.6	10.4	7.8			15	10.5	165	
170	11.6	9.2	7.4		12.6	9.5	7.5					13.3	9.8	7.6				14.1	10.1	7.7			14.6	10.3	170	
175	11.1	8.9	7.4		12.1	9.3	7.4					12.9	9.6	7.5				13.6	9.9	7.6			14.1	10	175	
180	10.7	8.7	7.3		11.7	9.1	7.4					12.4	9.4	7.4				13.2	9.6	7.5			13.7	9.8	180	
185	10.3	8.5	7.2		11.2	8.9	7.3					12	9.1	7.4				12.7	9.4	7.4			13.3	9.6	185	
190	9.9	8.3			10.8	8.6	7.3					11.6	8.9	7.3				12.3	9.2	7.4			12.8	9.4	190	
195	9.6	8.1			10.4	8.5	7.2					11.2	8.7	7.2				12	9	7.3			12.4	9.2	195	
200	9.2	8			10.1	8.3						10.8	8.6	7.2				11.6	8.8	7.2			12.1	9	200	
205	8.9	7.9			9.7	8.1						10.5	8.4	7.1				11.2	8.6	7.2			11.7	8.8	205	
210	8.6	7.7			9.4	8						10.1	8.2					10.8	8.5	7.1			11.4	8.7	210	
215	8.3	7.6			9.1	7.8						9.8	8.1					10.5	8.3	7.1			10.9	8.5	215	
220	8				8.8	7.7						9.5	7.9					10.2	8.2				10.6	8.3	220	
225	7.7				8.5	7.6						9.2	7.8					9.8	8				10.3	8.2	225	
230	6.9				8.2	7.5						8.9	7.7					9.5	7.9				9.9	8.1	230	
235	4.2				7.5							8.6	7.6					9.2	7.8				9.5	7.9	235	
240					6.3							8.3	7.5					8.9	7.7				9.1	7.8	240	
245					4.2							8.1	7.5					8.6	7.6				8.3	7.7	245	
250												7.3	7.2					8.2	7.5				7.5	7.6	250	
255												6.2						7.1	7.4				6.6	7.5	255	
260												4.2						5.8	7.4				5.8	7.1	260	
265																		4.4	6.9				4.8	6.7	265	
270																							3.7	6	270	
275																								5		275
280																								3.9		280


\* adapter - pièce d'adaptateur

t\_180\_61501\_00\_000 / 61521\_00\_000 / 61541\_00\_000 / 61561\_00\_000

# Lifting capacities

## Forces de levage

# TYVEF 98 ft



	132 ft + 20 ft*				149 ft + 20 ft*				165 ft + 20 ft*				182 ft + 20 ft*				198 ft + 20 ft*				215 ft + 20 ft*					
	0°	20°	40°	60°	0°	20°	40°	60°	0°	20°	40°	60°	0°	20°	40°	60°	0°	20°	40°	60°	0°	20°	40°	60°		
40	36.9																								40	
45	35				34.9																				45	
50	33.2				33.2				32.7																50	
55	31.5				31.6				31.5				31.3												55	
60	29.9				30.1				30.1				30.1				29.5								60	
65	28.6				28.8				28.8				28.9				28.4						26.9		65	
70	27.2				27.6				27.6				27.7				27.4					26.4			70	
75	26	17.6			26.4				26.6				26.7				26.4					25.5			75	
80	25	16.9			25.3	17			25.6				25.8				25.4					24.7			80	
85	23.9	16.2			24.4	16.4			24.6	16.5			24.8				24.6					23.9			85	
90	22.9	15.5			23.4	15.8			23.7	15.9			23.9	16.1			23.8					23.2			90	
95	22	14.9			22.5	15.2			22.9	15.3			23.2	15.5			23	15.5				22.5			95	
100	21.1	14.4	10		21.7	14.6			22.1	14.8			22.4	15			22.3	15				21.8	14.8		100	
105	20.2	13.8	9.7		20.9	14.1	9.8		21.3	14.3			21.7	14.6			21.6	14.5				21.2	14.4		105	
110	19.4	13.3	9.5		20.2	13.6	9.5		20.6	13.9	9.5		20.9	14.1	9.6		21	14.1				20.6	14		110	
115	18.6	12.9	9.2	5.8	19.4	13.2	9.3		19.9	13.4	9.3		20.3	13.7	9.4		20.3	13.7	9.3			20	13.6		115	
120	17.8	12.4	9	5.7	18.7	12.8	9.1	5.7	19.2	13	9.1		19.6	13.3	9.2		19.7	13.3	9.1			19.4	13.2	9	120	
125	17	12	8.7	5.7	18.1	12.3	8.9	5.7	18.5	12.6	8.9	5.6	19	12.9	9	5.6	19.1	13	8.9			18.9	12.9	8.8	125	
130	16.3	11.6	8.6	5.6	17.2	12	8.7	5.6	17.9	12.2	8.7	5.6	18.3	12.5	8.8	5.6	18.5	12.6	8.8	5.5		18.3	12.5	8.7	130	
135	15.6	11.2	8.4	5.6	16.5	11.6	8.5	5.6	17.3	11.9	8.5	5.5	17.8	12.2	8.6	5.5	18	12.3	8.6	5.5		17.8	12.2	8.5	5.4	135
140	15	10.9	8.2	5.5	15.8	11.2	8.3	5.5	16.7	11.6	8.4	5.5	17.2	11.8	8.5	5.5	17.4	12	8.5	5.4		17.3	11.9	8.4	5.4	140
145	14.3	10.6	8		15.3	10.9	8.1	5.5	16	11.2	8.2	5.4	16.7	11.5	8.3	5.4	16.9	11.7	8.3	5.4		16.8	11.6	8.2	5.3	145
150	13.7	10.3	7.9		14.7	10.6	8		15.5	10.9	8.1	5.4	16.1	11.2	8.2	5.4	16.4	11.4	8.2	5.4		16.3	11.3	8.1	5.3	150
155	13.2	10	7.7		14.1	10.3	7.8		14.9	10.6	7.9		15.6	10.9	8	5.4	15.9	11.1	8	5.3		15.8	11.1	8	5.3	155
160	12.6	9.7	7.6		13.5	10.1	7.7		14.4	10.3	7.8		15.1	10.6	7.9		15.5	10.8	7.9	5.3		15.4	10.8	7.9	5.3	160
165	12.1	9.4	7.5		13	9.8	7.6		13.8	10.1	7.7		14.6	10.4	7.8		15	10.5	7.8			15	10.6	7.8	5.3	165
170	11.6	9.2	7.4		12.6	9.5	7.5		13.3	9.8	7.6		14.1	10.1	7.7		14.3	10.3	7.7			14.1	10.3	7.7	5.2	170
175	11.1	8.9	7.4		12.1	9.3	7.4		12.9	9.6	7.5		13.6	9.9	7.6		13.9	10	7.6			13.2	10.1	7.6	5.2	175
180	10.7	8.7	7.3		11.7	9.1	7.4		12.4	9.4	7.4		13.1	9.6	7.5		13.5	9.8	7.6			12.1	9.9	7.5		180
185	10.3	8.5	7.2		11.2	8.9	7.3		12	9.1	7.4		12.6	9.4	7.4		12.9	9.6	7.5			11.1	9.7	7.5		185
190	9.9	8.3			10.8	8.6	7.3		11.5	8.9	7.3		12.1	9.2	7.4		11.9	9.4	7.4			10.1	9.5	7.4		190
195	9.6	8.1			10.4	8.5	7.2		11.1	8.7	7.2		11.8	9	7.3		10.9	9.2	7.3			9.1	9.3	7.3		195
200	9.2	8			10.1	8.3			10.7	8.6	7.2		11.2	8.8	7.2		10	9	7.2			8.2	9.1	7.3		200
205	8.9	7.9			9.6	8.1			10.3	8.4	7.1		10.4	8.6	7.2		9.1	8.8	7.2			7.3	8.9	7.2		205
210	8.6	7.7			9.1	8			10	8.2			9.6	8.5	7.1		8.2	8.6	7.1			6.4	8.7	7.1		210
215	8.3	7.6			8.4	7.8			9.6	8.1			8.8	8.3	7.1		7.4	8.4	7.1			5.6	8.2	7.1		215
220	8				7.6	7.7			9	7.9			8	8.1			6.6	8.3	7.1			4.8	7.5	7.1		220
225	7.5				6.7	7.6			8.4	7.8			7.2	8			5.8	7.9	7			4	6.6	7		225
230	6.8				6	7.2			7.8	7.7			6.4	7.8			5.1	7.3	7				5.8	7		230
235	4.2				5.1				7.1	7.6			5.7	7.4			4.4	6.6					5	6.5		235
240					4.2				6.4	7.5			5	6.7			3.7	5.8					4.3	5.9		240
245					3.4				5.7	6.9			4.3	6			2.9	5					3.4			245
250									4.9				3.6	5.3				4.3								250
255									4.2				2.8	4.5				3.5								255
260									3.5					3.7				2.7								260
265														2.8												265


\* adapter - pièce d'adaptateur

t\_180\_61505\_00\_000 / 61525\_00\_000 / 61545\_00\_000 / 61565\_00\_000

# Lifting capacities

## Forces de levage

# TYVEF 118 ft



	132 ft + 20 ft*				149 ft + 20 ft*				165 ft + 20 ft*				182 ft + 20 ft*				198 ft + 20 ft*				215 ft + 20 ft*				
	0°	20°	40°	60°	0°	20°	40°	60°	0°	20°	40°	60°	0°	20°	40°	60°	0°	20°	40°	60°	0°	20°	40°	60°	
45	28.1				27.7																				45
50	26.7																								50
55	25.3				26.4				26																55
60	24.1				25.2				25				25												60
65	22.9				24.1				24				24				23.5								65
70	21.9				23				23				23				22.6				21.5				70
75	20.9				22				22				22.1				21.8				21				75
80	20				21.1				21.2				21.3				21				20.3				80
85	19.1	12.8			20.2				20.4				20.5				20.3				19.7				85
90	18.4	12.2			19.5	13.2			19.6				19.8				19.6				19.1				90
95	17.6	11.7			18.8	12.8			18.9	12.9			19.1				19				18.4				95
100	16.8	11.2			18	12.3			18.2	12.4			18.5	12.5			18.3				17.9				100
105	16.2	10.8			17.3	11.9			17.6	12			17.9	12.2			17.7	12.1			17.4				105
110	15.5	10.4			16.7	11.5			16.9	11.6			17.3	11.8			17.2	11.8			16.8	11.6			110
115	14.9	10	6.8		16.1	11.1			16.4	11.3			16.7	11.4			16.7	11.4			16.4	11.3			115
120	14.2	9.6	6.7		15.5	10.7	7.3		15.8	10.9			16.2	11.1			16.2	11.1			15.9	11			120
125	13.6	9.2	6.5		15	10.3	7.1		15.3	10.5	7.1		15.6	10.7			15.7	10.8			15.5	10.6			125
130	13	8.8	6.3		14.4	10	7		14.8	10.2	7		15.2	10.4	7		15.2	10.5			15.1	10.3			130
135	12.4	8.5	6.2	3.3	13.9	9.6	6.8		14.3	9.8	6.8		14.7	10.1	6.9		14.8	10.1	6.9		14.6	10.1			135
140	11.8	8.2	6	3.2	13.4	9.3	6.6	3.8	13.8	9.5	6.7		14.2	9.7	6.7		14.4	9.8	6.7		14.2	9.8	6.7		140
145	11.3	7.9	5.9	3.2	12.8	9	6.5	3.8	13.4	9.2	6.6	3.8	13.8	9.4	6.6	3.8	14	9.5	6.6		13.8	9.5	6.6		145
150	10.8	7.6	5.8	3.2	12.3	8.7	6.4	3.7	12.9	8.9	6.4	3.8	13.4	9.1	6.5	3.8	13.6	9.3	6.5	3.7	13.5	9.2	6.4		150
155	10.3	7.4	5.6	3.2	11.9	8.4	6.2	3.7	12.4	8.6	6.3	3.7	13	8.9	6.4	3.8	13.2	9	6.4	3.7	13.1	9	6.3	3.7	155
160	9.9	7.2	5.5	3.2	11.4	8.1	6.1	3.7	12	8.4	6.2	3.7	12.5	8.6	6.2	3.7	12.8	8.7	6.3	3.7	12.8	8.7	6.2	3.7	160
165	9.4	7	5.4		11	7.9	6	3.7	11.6	8.1	6.1	3.7	12.1	8.4	6.1	3.7	12.4	8.5	6.2	3.7	12.4	8.5	6.1	3.7	165
170	9	6.8	5.3		10.5	7.6	5.9		11.1	7.9	6	3.7	11.7	8.1	6	3.7	12.1	8.3	6.1	3.7	12.1	8.3	6.1	3.7	170
175	8.6	6.6	5.2		10.1	7.4	5.8		10.7	7.7	5.9		11.3	7.9	5.9	3.7	11.7	8	6	3.7	11.8	8.1	6	3.7	175
180	8.3	6.5	5.1		9.7	7.2	5.7		10.3	7.5	5.8		11	7.7	5.9		11.3	7.8	5.9	3.7	11.5	7.9	5.9	3.6	180
185	7.9	6.3	5		9.4	7.1	5.6		9.9	7.3	5.7		10.6	7.5	5.8		11	7.6	5.8		11.1	7.7	5.8	3.6	185
190	7.6	6.1	5		9	6.9	5.5		9.6	7.1	5.6		10.2	7.3	5.7		10.6	7.5	5.7		10.8	7.5	5.7	3.6	190
195	7.3	6	4.9		8.7	6.7	5.4		9.2	6.9	5.5		9.9	7.2	5.6		10.3	7.3	5.7		10.5	7.3	5.6		195
200	7.1	5.8	4.9		8.3	6.6	5.4		8.9	6.8	5.4		9.5	7	5.5		10	7.1	5.6		10.2	7.2	5.6		200
205	6.8	5.7	4.8		8	6.4	5.3		8.6	6.6	5.4		9.2	6.8	5.5		9.6	7	5.5		9.9	7	5.5		205
210	6.6	5.6			7.7	6.3	5.3		8.3	6.5	5.3		8.9	6.7	5.4		9.3	6.8	5.4		9.6	6.9	5.5		210
215	6.4	5.5			7.5	6.1	5.2		7.9	6.3	5.3		8.6	6.5	5.3		9	6.7	5.4		9.3	6.8	5.4		215
220	6.2	5.4			7.2	6			7.7	6.2	5.2		8.3	6.4	5.3		8.7	6.6	5.3		9	6.7	5.3		220
225	6	5.3			7	5.9			7.5	6.1	5.2		8	6.3	5.2		8.5	6.4	5.3		8.7	6.5	5.3		225
230	5.8	5.2			6.7	5.8			7.3	6			7.7	6.2	5.2		8.2	6.3	5.2		8.5	6.4	5.2		230
235	5.6	5.2			6.5	5.7			7	5.9			7.5	6.1	5.2		8	6.2	5.2		8.2	6.3	5.2		235
240	5.4				6.3	5.6			6.8	5.8			7.3	5.9			7.6	6.1	5.1		7.7	6.2	5.2		240
245	5.3				6.1	5.5			6.6	5.7			7.1	5.8			7.4	6	5.1		7.2	6.1	5.1		245
250	4.6				5.7	5.5			6.4	5.6			6.9	5.7			7.2	5.9	5.1		6.7	6	5.1		250
255					5.1				6.2	5.5			6.7	5.7			7	5.8			6.1	5.9	5.1		255
260					4				6	5.4			6.5	5.6			6.6	5.7			5.4	5.8	5.1		260
265									5.8	5.4			6.3	5.5			6.1	5.6			4.8	5.7			265
270									5.2	5.3			5.7	5.4			5.5	5.5			4.1	5.6			270
275									4.1				4.8	5.4			4.7	5.5			3.5	5.4			275
280													3.7	5.3			3.9	5.3			2.8	4.8			280
285														4.9			2.8	5.1				4.1			285
290																		4.4				3.5			290
295																									295


\* adapter - pièce d'adaptateur

t\_180\_61601\_00\_000 / 61621\_00\_000 / 61641\_00\_000 / 61661\_00\_000

# Lifting capacities

## Forces de levage

# TYVEF 118 ft



	132 ft + 20 ft*				149 ft + 20 ft*				165 ft + 20 ft*				182 ft + 20 ft*				198 ft + 20 ft*				215 ft + 20 ft*				
	0°	20°	40°	60°	0°	20°	40°	60°	0°	20°	40°	60°	0°	20°	40°	60°	0°	20°	40°	60°	0°	20°	40°	60°	
45	28.1				27.7																				45
50	26.7																								50
55	25.3				26.4				26																55
60	24.1				25.2				25				25												60
65	22.9				24.1				24				24				23.5								65
70	21.9				23				23				23				22.6				21.5				70
75	20.9				22				22				22.1				21.8				21				75
80	20				21.1				21.2				21.3				21				20.3				80
85	19.1	12.8			20.2				20.4				20.5				20.3				19.7				85
90	18.4	12.2			19.5	13.2			19.6				19.8				19.6				19.1				90
95	17.6	11.7			18.8	12.8			18.9	12.9			19.1				19				18.4				95
100	16.8	11.2			18	12.3			18.2	12.4			18.5	12.5			18.3				17.9				100
105	16.2	10.8			17.3	11.9			17.6	12			17.9	12.2			17.7	12.1			17.4				105
110	15.5	10.4			16.7	11.5			16.9	11.6			17.3	11.8			17.2	11.8			16.8	11.6			110
115	14.9	10	6.8		16.1	11.1			16.4	11.3			16.7	11.4			16.7	11.4			16.4	11.3			115
120	14.2	9.6	6.7		15.5	10.7	7.3		15.8	10.9			16.2	11.1			16.2	11.1			15.9	11			120
125	13.6	9.2	6.5		15	10.3	7.1		15.3	10.5	7.1		15.6	10.7			15.7	10.8			15.5	10.6			125
130	13	8.8	6.3		14.4	10	7		14.8	10.2	7		15.2	10.4	7		15.2	10.5			15.1	10.3			130
135	12.4	8.5	6.2	3.3	13.9	9.6	6.8		14.3	9.8	6.8		14.7	10.1	6.9		14.8	10.1	6.9		14.6	10.1			135
140	11.8	8.2	6	3.2	13.4	9.3	6.6	3.8	13.8	9.5	6.7		14.2	9.7	6.7		14.4	9.8	6.7		14.2	9.8	6.7		140
145	11.3	7.9	5.9	3.2	12.8	9	6.5	3.8	13.4	9.2	6.6	3.8	13.8	9.4	6.6	3.8	14	9.5	6.6		13.8	9.5	6.6		145
150	10.8	7.6	5.8	3.2	12.3	8.7	6.4	3.7	12.9	8.9	6.4	3.8	13.4	9.1	6.5	3.8	13.6	9.3	6.5	3.7	13.5	9.2	6.4		150
155	10.3	7.4	5.6	3.2	11.9	8.4	6.2	3.7	12.4	8.6	6.3	3.7	13	8.9	6.4	3.8	13.2	9	6.4	3.7	13.1	9	6.3	3.7	155
160	9.9	7.2	5.5	3.2	11.4	8.1	6.1	3.7	12	8.4	6.2	3.7	12.5	8.6	6.2	3.7	12.8	8.7	6.3	3.7	12.8	8.7	6.2	3.7	160
165	9.4	7	5.4		11	7.9	6	3.7	11.6	8.1	6.1	3.7	12.1	8.4	6.1	3.7	12.4	8.5	6.2	3.7	12.4	8.5	6.1	3.7	165
170	9	6.8	5.3		10.5	7.6	5.9		11.1	7.9	6	3.7	11.7	8.1	6	3.7	12.1	8.3	6.1	3.7	12.1	8.3	6.1	3.7	170
175	8.6	6.6	5.2		10.1	7.4	5.8		10.7	7.7	5.9		11.3	7.9	5.9	3.7	11.7	8	6	3.7	11.8	8.1	6	3.7	175
180	8.3	6.5	5.1		9.7	7.2	5.7		10.3	7.5	5.8		11	7.7	5.9		11.3	7.8	5.9	3.7	11.5	7.9	5.9	3.6	180
185	7.9	6.3	5		9.4	7.1	5.6		9.9	7.3	5.7		10.6	7.5	5.8		11	7.6	5.8		11.1	7.7	5.8	3.6	185
190	7.6	6.1	5		9	6.9	5.5		9.6	7.1	5.6		10.2	7.3	5.7		10.5	7.5	5.7		10.4	7.5	5.7	3.6	190
195	7.3	6	4.9		8.7	6.7	5.4		9.2	6.9	5.5		9.8	7.2	5.6		10.2	7.3	5.7		9.7	7.3	5.6		195
200	7.1	5.8	4.9		8.3	6.6	5.4		8.9	6.8	5.4		9.4	7	5.5		9.8	7.1	5.6		8.9	7.2	5.6		200
205	6.8	5.7	4.8		8	6.4	5.3		8.6	6.6	5.4		9.1	6.8	5.5		9.4	7	5.5		8	7	5.5		205
210	6.6	5.6			7.7	6.3	5.3		8.3	6.5	5.3		8.8	6.7	5.4		8.8	6.8	5.4		7.2	6.9	5.5		210
215	6.4	5.5			7.5	6.1	5.2		7.9	6.3	5.3		8.4	6.5	5.3		8.1	6.7	5.4		6.3	6.8	5.4		215
220	6.2	5.4			7.2	6			7.6	6.2	5.2		8.1	6.4	5.3		7.3	6.6	5.3		5.6	6.7	5.3		220
225	6	5.3			6.8	5.9			7.4	6.1	5.2		7.7	6.3	5.2		6.6	6.4	5.3		4.9	6.5	5.3		225
230	5.8	5.2			6.4	5.8			7.2	6			7.2	6.2	5.2		5.9	6.3	5.2		4.2	6.4	5.2		230
235	5.6	5.2			5.8	5.7			7	5.9			6.5	6.1	5.2		5.2	6.2	5.2		3.4	6.1	5.2		235
240	5.4				5.4	5.6			6.7	5.8			5.8	5.9			4.5	6.1	5.1		2.7	5.5	5.2		240
245	5.2				4.6	5.5			6.3	5.7			5.1	5.8			3.9	5.9	5.1			4.8	5.1		245
250	4.5				3.8	5.3			5.8	5.6			4.5	5.7			3.2	5.5	5.1			4.1	5.1		250
255					3.1				5.2	5.5			3.8	5.3			2.6	4.8				3.4	4.9		255
260									4.6	5.4			3.2	5				4.1				2.7	4.4		260
265									3.9	5.1				4.4				3.4							265
270									3.2	4.7				3.7											270
275									2.6					3											275

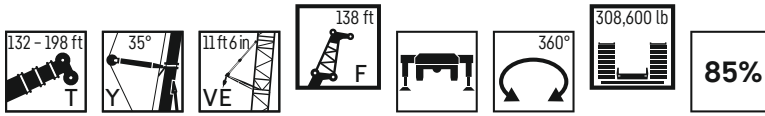
\* adapter - pièce d'adaptateur

t\_180\_61605\_00\_000 / 61625\_00\_000 / 61645\_00\_000 / 61665\_00\_000

# Lifting capacities

## Forces de levage

# TYVEF 138 ft



	132 ft + 20 ft*			149 ft + 20 ft*			165 ft + 20 ft*			182 ft + 20 ft*			198 ft + 20 ft*		
	0°	20°	40°	0°	20°	40°	0°	20°	40°	0°	20°	40°	0°	20°	
50	22.4														50
55	21.3			21.1											55
60	20.3			20.2			20.2			19.9					60
65	19.3			19.3			19.4			19.3					65
70	18.5			18.5			18.6			18.5			18		70
75	17.7			17.7			17.8			17.8			17.3		75
80	16.9			17			17.1			17.1			16.7		80
85	16.1			16.3			16.4			16.4			16.1		85
90	15.5			15.6			15.8			15.9			15.6		90
95	14.8	10		15			15.2			15.3			15		95
100	14.2	9.6		14.5	9.7		14.6			14.7			14.5		100
105	13.6	9.2		13.9	9.3		14.1	9.5		14.2			14.1		105
110	13.1	8.9		13.3	9		13.6	9.1		13.8	9.2		13.6		110
115	12.6	8.5		12.8	8.7		13.1	8.8		13.3	8.9		13.1	8.8	115
120	12.1	8.2		12.4	8.3		12.6	8.5		12.8	8.6		12.7	8.5	120
125	11.6	7.9		11.9	8		12.2	8.2		12.4	8.3		12.3	8.3	125
130	11.1	7.5		11.5	7.7		11.8	7.9		12	8		11.9	8	130
135	10.7	7.3	5.1	11.1	7.4	5.1	11.4	7.6		11.6	7.7		11.6	7.7	135
140	10.2	7	5	10.7	7.2	5	11	7.4	5	11.2	7.5		11.2	7.5	140
145	9.7	6.8	4.8	10.3	7	4.9	10.6	7.1	4.9	10.9	7.3	4.9	10.9	7.2	145
150	9.3	6.5	4.7	9.9	6.7	4.7	10.3	6.9	4.8	10.5	7	4.8	10.5	7	150
155	8.9	6.3	4.6	9.4	6.5	4.6	9.9	6.7	4.7	10.2	6.8	4.7	10.2	6.9	155
160	8.5	6.1	4.5	9	6.3	4.5	9.5	6.5	4.6	9.8	6.6	4.6	9.9	6.7	160
165	8.2	5.9	4.3	8.7	6.1	4.4	9.2	6.3	4.4	9.5	6.4	4.5	9.6	6.5	165
170	7.8	5.7	4.2	8.3	5.9	4.3	8.8	6.1	4.3	9.2	6.3	4.4	9.3	6.3	170
175	7.4	5.5	4.1	8	5.7	4.2	8.5	5.9	4.3	8.9	6.1	4.3	9	6.1	175
180	7.2	5.4	4	7.7	5.6	4.1	8.2	5.8	4.2	8.6	5.9	4.2	8.7	6	180
185	6.9	5.2	3.9	7.4	5.4	4	7.9	5.6	4.1	8.3	5.7	4.1	8.5	5.8	185
190	6.6	5.1	3.9	7.1	5.2	3.9	7.6	5.4	4	8	5.6	4.1	8.2	5.7	190
195	6.4	4.9	3.8	6.8	5.1	3.8	7.3	5.3	3.9	7.7	5.4	4	7.9	5.5	195
200	6.1	4.7	3.7	6.6	5	3.8	7	5.1	3.8	7.5	5.3	3.9	7.6	5.4	200
205	5.8	4.6	3.6	6.4	4.8	3.7	6.8	5	3.8	7.2	5.2	3.8	7.4	5.3	205
210	5.6	4.5	3.6	6.1	4.7	3.6	6.6	4.9	3.7	6.9	5	3.8	7.2	5.1	210
215	5.4	4.4	3.5	5.9	4.6	3.6	6.4	4.7	3.6	6.7	4.9	3.7	7	5	215
220	5.2	4.2	3.5	5.7	4.4	3.5	6.1	4.6	3.6	6.5	4.8	3.7	6.7	4.9	220
225	5	4.1	3.4	5.5	4.3	3.5	5.9	4.5	3.5	6.3	4.7	3.6	6.5	4.8	225
230	4.8	4		5.3	4.2	3.4	5.7	4.4	3.5	6.1	4.5	3.5	6.3	4.7	230
235	4.6	3.9		5.1	4.1	3.4	5.5	4.3	3.5	5.9	4.5	3.5	6.1	4.5	235
240	4.5	3.9		4.9	4		5.3	4.2	3.4	5.7	4.4	3.5	6	4.4	240
245	4.3	3.8		4.7	3.9		5.2	4.1	3.4	5.5	4.3	3.4	5.8	4.3	245
250	4.1	3.7		4.6	3.9		5	4		5.4	4.2	3.4	5.6	4.3	250
255	4	3.6		4.4	3.8		4.8	3.9		5.2	4.1	3.4	5.4	4.2	255
260	3.8			4.3	3.7		4.6	3.8		5	4		5.2	4.1	260
265	3.7			4.1	3.6		4.5	3.8		4.9	3.9		5.1	4	265
270				3.9			4.3	3.7		4.7	3.8		4.9	3.9	270
275				3.6			4.2	3.6		4.5	3.8		4.7	3.9	275
280							4	3.6		4.4	3.7		4.5	3.8	280
285							3.7			4.2	3.6		4.2	3.7	285
290							3.4			3.5	3.6		3.5	3.7	290
295										2.8	3.5			3.4	295
300											3.5				300
305											2.6				305

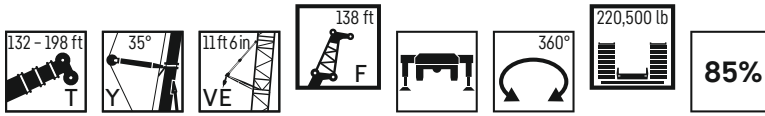
\* adapter - pièce d'adaptateur

t\_180\_61701\_00\_000 / 61721\_00\_000 / 61741\_00\_000

# Lifting capacities

## Forces de levage

# TYVEF 138 ft



	132 ft + 20 ft*			149 ft + 20 ft*			165 ft + 20 ft*			182 ft + 20 ft*			198 ft + 20 ft*		
	0°	20°	40°	0°	20°	40°	0°	20°	40°	0°	20°	40°	0°	20°	
50	22.4														50
55	21.3			21.1											55
60	20.3			20.2			20.2			19.9					60
65	19.3			19.3			19.4			19.3					65
70	18.5			18.5			18.6			18.5			18		70
75	17.7			17.7			17.8			17.8			17.3		75
80	16.9			17			17.1			17.1			16.7		80
85	16.1			16.3			16.4			16.4			16.1		85
90	15.5			15.6			15.8			15.9			15.6		90
95	14.8	10		15			15.2			15.3			15		95
100	14.2	9.6		14.5	9.7		14.6			14.7			14.5		100
105	13.6	9.2		13.9	9.3		14.1	9.5		14.2			14.1		105
110	13.1	8.9		13.3	9		13.6	9.1		13.8	9.2		13.6		110
115	12.6	8.5		12.8	8.7		13.1	8.8		13.3	8.9		13.1	8.8	115
120	12.1	8.2		12.4	8.3		12.6	8.5		12.8	8.6		12.7	8.5	120
125	11.6	7.9		11.9	8		12.2	8.2		12.4	8.3		12.3	8.3	125
130	11.1	7.5		11.5	7.7		11.8	7.9		12	8		11.9	8	130
135	10.7	7.3	5.1	11.1	7.4	5.1	11.4	7.6		11.6	7.7		11.6	7.7	135
140	10.2	7	5	10.7	7.2	5	11	7.4	5	11.2	7.5		11.2	7.5	140
145	9.7	6.8	4.8	10.3	7	4.9	10.6	7.1	4.9	10.9	7.3	4.9	10.9	7.2	145
150	9.3	6.5	4.7	9.9	6.7	4.7	10.3	6.9	4.8	10.5	7	4.8	10.5	7	150
155	8.9	6.3	4.6	9.4	6.5	4.6	9.9	6.7	4.7	10.2	6.8	4.7	10.2	6.9	155
160	8.5	6.1	4.5	9	6.3	4.5	9.5	6.5	4.6	9.8	6.6	4.6	9.9	6.7	160
165	8.2	5.9	4.3	8.7	6.1	4.4	9.2	6.3	4.4	9.5	6.4	4.5	9.6	6.5	165
170	7.8	5.7	4.2	8.3	5.9	4.3	8.8	6.1	4.3	9.2	6.3	4.4	9.3	6.3	170
175	7.4	5.5	4.1	8	5.7	4.2	8.5	5.9	4.3	8.9	6.1	4.3	9	6.1	175
180	7.2	5.4	4	7.7	5.6	4.1	8.2	5.8	4.2	8.6	5.9	4.2	8.7	6	180
185	6.9	5.2	3.9	7.4	5.4	4	7.9	5.6	4.1	8.3	5.7	4.1	8.5	5.8	185
190	6.6	5.1	3.9	7.1	5.2	3.9	7.6	5.4	4	8	5.6	4.1	8.2	5.7	190
195	6.4	4.9	3.8	6.8	5.1	3.8	7.3	5.3	3.9	7.7	5.4	4	7.9	5.5	195
200	6.1	4.7	3.7	6.6	5	3.8	7	5.1	3.8	7.5	5.3	3.9	7.6	5.4	200
205	5.8	4.6	3.6	6.4	4.8	3.7	6.8	5	3.8	7.2	5.2	3.8	7.4	5.3	205
210	5.6	4.5	3.6	6.1	4.7	3.6	6.6	4.9	3.7	6.9	5	3.8	7.1	5.1	210
215	5.4	4.4	3.5	5.9	4.6	3.6	6.4	4.7	3.6	6.7	4.9	3.7	6.9	5	215
220	5.2	4.2	3.5	5.7	4.4	3.5	6.1	4.6	3.6	6.5	4.8	3.7	6.6	4.9	220
225	5	4.1	3.4	5.5	4.3	3.5	5.9	4.5	3.5	6.2	4.7	3.6	6.4	4.8	225
230	4.8	4		5.3	4.2	3.4	5.7	4.4	3.5	6	4.5	3.5	6	4.7	230
235	4.6	3.9		5.1	4.1	3.4	5.4	4.3	3.5	5.8	4.5	3.5	5.4	4.5	235
240	4.5	3.9		4.9	4		5.3	4.2	3.4	5.6	4.4	3.5	4.8	4.4	240
245	4.3	3.8		4.7	3.9		5.1	4.1	3.4	5.2	4.3	3.4	4.2	4.3	245
250	4.1	3.7		4.5	3.9		4.9	4		4.7	4.2	3.4	3.5	4.2	250
255	4	3.6		4.2	3.8		4.7	3.9		4.2	4	3.4	2.9	4.1	255
260	3.8			3.6	3.7		4.5	3.8		3.7	4			3.6	260
265	3.7			2.9	3.6		4.2	3.8		3.1	3.9			2.9	265
270							3.9	3.7		2.5	3.6				270
275							3.4	3.6			3				275
280							2.8	3.6							280

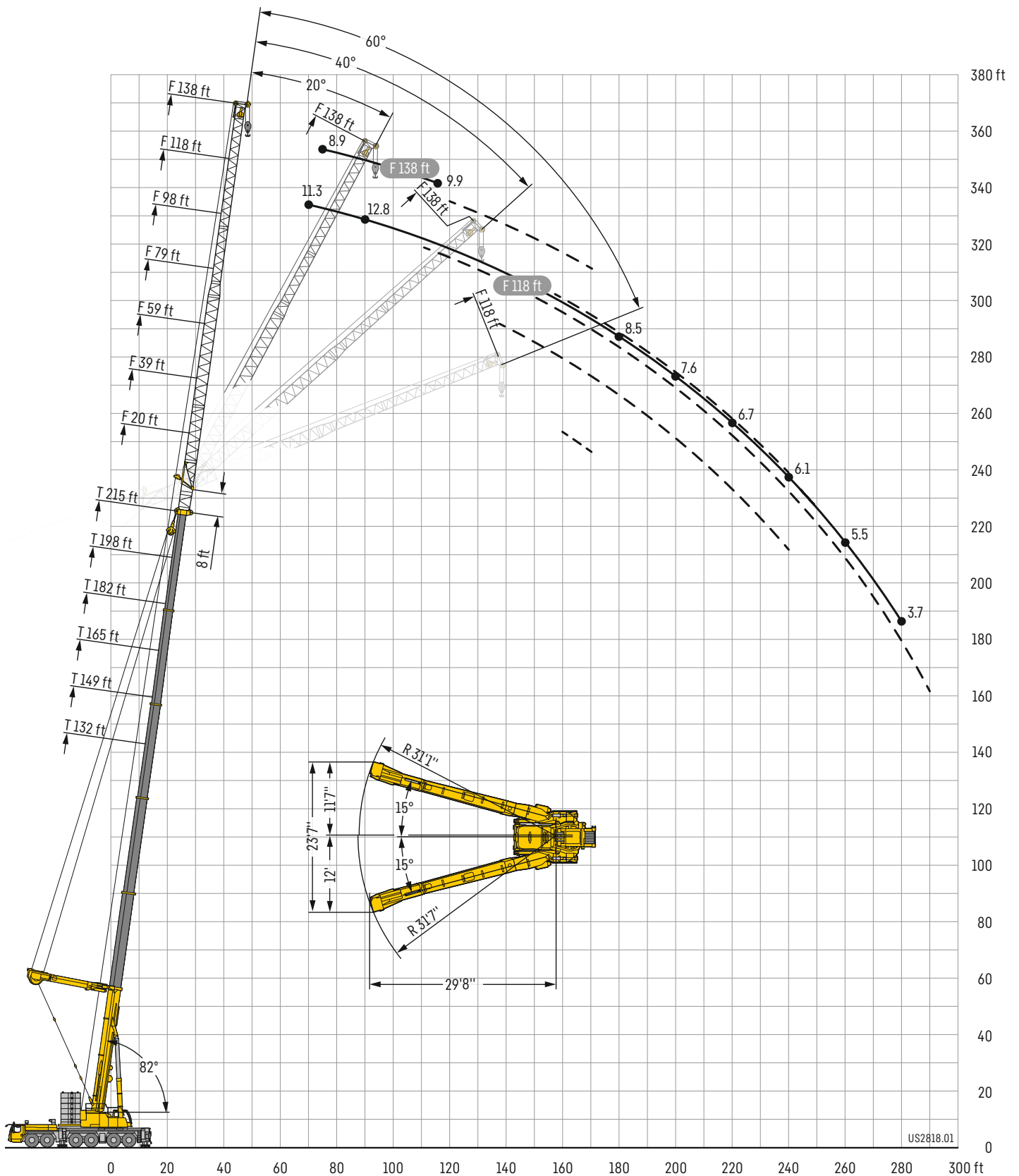
\* adapter - pièce d'adaptateur

t\_180\_61705\_00\_000 / 61725\_00\_000 / 61745\_00\_000

# Lifting heights

## Hauteurs de levage

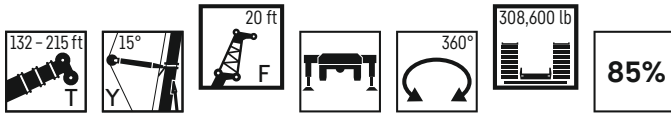
TYF



# Lifting capacities

## Forces de levage

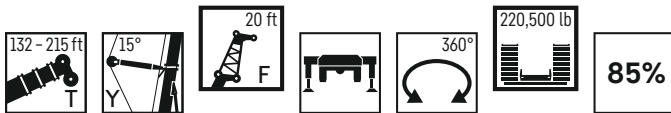
# TYF 20 ft



	132 ft + 8 ft*				149 ft + 8 ft*				149 ft + 8 ft*				182 ft + 8 ft*				198 ft + 8 ft*				215 ft + 8 ft*						
	F 20 ft																										
	0°	20°	40°	60°	0°	20°	40°	60°	0°	20°	40°	60°	0°	20°	40°	60°	0°	20°	40°	60°	0°	20°	40°	60°			
32	88.4				81.4																				32		
34	88.4				81.3																					34	
36	88.3				81.2																					36	
38	88	76.4		53.4	81	76.8			69.9																	38	
40	87.7	75.6	59.4	53.4	80.7	76.3	59.8		70.8																	40	
45	86.8	73.2	58.6	53.2	79.9	74.6	59.1	53.2	72.3	71.2			59.6													45	
50	85.8	70.7	57.8	53	79.1	72.5	58.2	53.1	72.5	68.9	57.2	52.1	62	63.4	64.3	51.6	45.2	47.8								50	
55	84.3	68.1	57	52.8	78.4	70.4	57.5	52.9	72.2	66.5	56	51.5	62	63.5	61.6	52.9	49.3	51.8	52.8							55	
60	82	65.6	56.3		77.7	68.3	56.8		71.6	64.3	54.7	50.7	64.4	63.6	54.1	50.1	50.7	52.7	52.7	52.7	52.7	35.6				60	
65	78	63.3	55.2		76.9	66.1	56.2		70.3	62.3	53.5	50	63.5	61.6	52.9	49.3	51.8	52.8	51.6	48.4		40.2	41.5	39.4		65	
70	74.5	61.2	54		75.6	63.9	55.4		69	60.4	52.3		62.4	59.7	51.8	48.6	51.3	51.7	50.5	47.7	41	42.5	40.5	38.7		70	
75	71.2	59.2	52.8		73.9	62	54.5		67.7	58.7	51.3		61.1	58.1	50.7		50.4	50.5	49.4	47	41.3	41.9	39.4	37.9		75	
80	68.2	57.4	51.7		71.9	60.1	53.4		66.1	57	50.3		59.5	56.4	49.7		49.3	49.3	48.4		40.7	40.8	38.4	37.1		80	
85	65.4	55.7	50.7		69.6	58.4	52.4		64.4	55.5	49.4		58	54.9	48.8		48.1	48	47.4		39.9	39.6	37.4	36.4		85	
90	62.8	54.2	49.8		65	56.8	51.5		62.5	54.1	48.5		56.5	53.6	47.9		47	46.9	46.6		38.9	38.4	36.5			90	
95	59.7	52.8	49		60.3	55.4	50.6		59.8	52.8	47.7		55	52.3	47.1		45.8	45.8	45.7		37.9	37.3	35.5			95	
100	55.9	51.5			55.8	54	49.8		56.2	51.5	47		53.5	51	46.3		44.8	44.7	44.9		37	36.1	34.6			100	
105	51.8	50.3			51.6	52.6	49.1		52.2	50.3	46.4		51.6	49.9	45.6		43.7	43.7	44		36.1	35.1	33.6			105	
110	48.1	48.6			48	49.2	48.3		48.6	48.5	45.8		48.7	47.7	45		42.8	42.8	43.2		35.1	34.1	32.8			110	
115	44.7	45.8			44.6	45.9			45.8	46	45		45.7	45.7	44.1		41.8	41.9	42.3		34.3	33.1	31.9			115	
120	41.5	42.5			41.4	42.6			43.7	43.1			43	43.6	42.9		40.4	40.8	41.3		33.5	32.2	31.1			120	
125	38.4	39.4			38.3	39.5			41.9	40.1			41	40.9	41.1		38.3	39.4	40		32.7	31.3	30.4			125	
130	35.5	36.4			35.5	36.6			39.5	38.3			38.6	38.1	38.6		35.8	36.9	37.7		31.9	30.5	29.7			130	
135	32.3				32.9	33.9			37	36.9			36.1	36.2			34.2	34.5	35.2		31.2	29.7	29			135	
140	27.9				30.4	31.3			34.6	35.2			33.7	34.3			32.6	32.4			30.3	29	28.4			140	
150	12.9				25.6				30.1	30.8			29.3	30.1			28.7	29.5			27.6	27.7	27.2			150	
160					16.6				26.2				25.5	26.1			24.9	25.8			23.9	24.7				160	
170									20.8				22.1	22.6			21.5	22.3			20.5	21.2				170	
180													18.4				18.5	19.2			17.5	18.1				180	
190													12.3				15.8	16.4			14.8	15.3				190	
200																			11.4		12.3	12.8				200	
210																					9.4						210
220																					4.7						220

\* adapter - pièce d'adaptateur

† 180,18101,00,000 / 18121,00,000 / 18141,00,000 / 18164,00,000



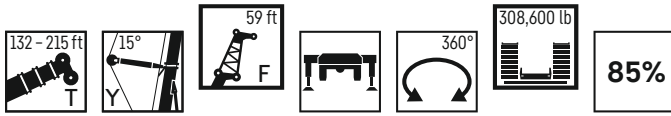
	132 ft + 8 ft*				149 ft + 8 ft*				149 ft + 8 ft*				182 ft + 8 ft*				198 ft + 8 ft*				215 ft + 8 ft*					
	F 20 ft																									
	0°	20°	40°	60°	0°	20°	40°	60°	0°	20°	40°	60°	0°	20°	40°	60°	0°	20°	40°	60°	0°	20°	40°	60°		
28	88.3				81.4																					28
30	88.4				81.4																					30
32	88.4	77.9			81.3																					32
34	88.4	77.5			81.2																					34
36	88.3	77	60.4		81.2	77.2																				36
38	88	76.4	60	53.4	81	76.8			69.9																	38
40	87.7	75.6	59.6	53.4	80.7	76.3	59.9		70.8																	40
45	86.8	73.2	58.6	53.2	79.9	74.6	59.1	53.2	72.3	71.2			60.1													45
50	85.8	70.7	57.8	53	79.1	72.5	58.2	53.1	72.5	68.9	57.2	52.1	62	63.4	64.3	51.6	45.2	47.8								50
55	84.3	68.1	57	52.8	78.4	70.4	57.5	52.9	72.2	66.5	56	51.5	62	63.5	61.6	52.9	49.3	51.8	52.8							55
60	82	65.6	56.3		77.7	68.3	56.8		71.6	64.3	54.7	50.7	64.4	63.6	54.1	50.1	50.7	52.7	52.7	52.7	35.6					60
65	78	63.3	55.2		76.9	66.1	56.2		70.3	62.3	53.5	50	63.5	61.6	52.9	49.3	51.8	52.8	51.6	48.4		40.2	41.5	39.4		65
70	74.5	61.2	54		74.8	63.9	55.4		69	60.4	52.3		62.4	59.7	51.8	48.6	51.3	51.7	50.5	47.7	41	42.5	40.5	38.7		70
75	71.2	59.2	52.8		70.9	62	54.5		67.1	58.7	51.3		61	58.1	50.7		50.4	50.5	49.4	47	41.3	41.9	39.4	37.9		75
80	66.9	57.4	51.7		65.7	60.1	53.4		64.1	57	50.3		59.1	56.4	49.7		49.3	49.3	48.4		40.7	40.8	38.4	37.1		80
85	61.2	55.7	50.7		60.1	58.4	52.4		59.2	55.5	49.4		56.8	54.9	48.8		48.1	48	47.4		39.9	39.6	37.4	36.4		85
90	55.9	54.2	49.8		55.2	56.2	51.5		54.5	53.6	48.5		53.5	52.5	47.9		47	46.9	46.6		38.9	38.4	36.5			90
95	51.1	51.7	49		50.7	52.6	50.5		51.5	51	47.6		50.2	50	47.1		45.5	45.6	45.7		37.9	37.3	35.5			95
100	46.6	48.2			46.4	48.2	48.7		49.1	47.7	46.4		47	47.1	46		43.6	43.9	44.5		37	36.1	34.6			100
105	42.5	44			42.4	44	44.9		46	43.9	44.8		44	43.7	44.4		40.7	41.6	42.5		36.1	35.1	33.6			105
110	38.9	40.2			38.8	40.3			42.6	41.7	41.4		40.8	40.7	41.3		38.6	38.4	39.5		35.1	34.1	32.8			110
115	35.5	36.8			35.4	36.8			39.4	39.7	39.2		37.8	38.4	38.3		36.1	36.1	36.5		33.5	33	31.9			115
120	32.4	33.6			32.4	33.7			36.4	37.4			35	36.1	35.9		33.4	34.3	34.2		31.5	31.9	31.1			120
125	29.6	30.6			29.5	30.7			33.5	34.5			32.5	33.5	34.3		30.9	32.4	32.8		29.2	30.4	30.3			125
130	27	27.9			27	28.1			31	31.9			30.1	31.1	31.7		28.7	30.1	30.7		27	28.1	28.8			130
135	24.6				24.6	25.6			28.6	29.4			27.8	28.7			26.5	27.9	28.5		24.9	26	26.8			135
140	22.3				22.4	23.3			26.4	27.1			25.6	26.4			24.6	25.8			23	24	24.7			140
150	12.6				18.4				22.4	23			21.6	22.4			20.9	22			19.4	20.3	20.9			150
160					14.3				19				18.2	18.8			17.6									



# Lifting capacities

## Forces de levage

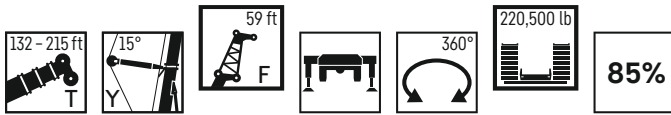
# TYF 59 ft



	132 ft + 8 ft*				149 ft + 8 ft*				149 ft + 8 ft*				182 ft + 8 ft*				198 ft + 8 ft*				215 ft + 8 ft*								
	0°	20°	40°	60°	0°	20°	40°	60°	0°	20°	40°	60°	0°	20°	40°	60°	0°	20°	40°	60°	0°	20°	40°	60°					
38	50.5				50																			38					
40	49.6				49.4																			40					
45	47.2				47.5																			45					
50	45				45.6									41.4										50					
55	42.7	28.8			43.7	28.5								41.8										55					
60	40.6	27.7			41.8	28								41.3									21.6	60					
65	38.7	26.7			40	27.1								40.1	27.6								22.1	65					
70	36.8	25.8	20.2		38.3	26.3	20							38.8	26.9							33.6	25.8	22.7	70				
75	35.1	25	19.8	13.5	36.6	25.5	19.8							37.5	26.1	19.7						33.9	25.3		23.6	22.7	75		
80	33.5	24.2	19.4	13.4	35	24.8	19.4							36.3	25.4	19.6						33.6	24.8		23.6	22.4	80		
85	32	23.5	18.9	13.3	33.6	24.1	19	13.3						35.1	24.8	19.2						32.9	24.2	19.4	25.3	21.8	85		
90	30.7	22.9	18.5	13.2	32.3	23.4	18.6	13.2	33.3	23.8	18.8	13.2		33.9	24.2	18.9						32.1	23.6	19	25.6	21.1	17.4	90	
95	29.5	22.3	18.2	13.1	31	22.8	18.3	13.1	32.1	23.2	18.5	13.1		32.8	23.6	18.6	13	31.3	23.1	18.6	13.5	25.4	20.5	17.1	25.4	20.5	17.1	13.4	95
100	28.3	21.7	17.8		29.9	22.3	18		30.9	22.7	18.2	13		31.7	23.1	18.3	12.9	30.4	22.6	18.2	13.4	24.9	20	16.7	25.6	21.1	17.4	13.3	100
105	27.2	21.1	17.6		28.8	21.7	17.7		29.8	22.2	17.9			30.7	22.6	18	12.8	29.6	22.1	17.8	13.3	24.2	19.4	16.4	25.3	21.8	17.4	13.2	105
110	26.3	20.6	17.3		27.7	21.2	17.5		28.8	21.7	17.6			29.7	22	17.8	12.8	28.7	21.6	17.5	13.3	23.5	18.9	16.1	25.6	21.1	17.4	13.2	110
115	25.3	20.1	17		26.8	20.7	17.2		27.9	21.2	17.4			28.7	21.6	17.5						22.8	18.4	15.8	25.3	21.8	17.4	13.2	115
120	24.4	19.6	16.8		25.9	20.2	17		27	20.7	17.1			27.9	21.1	17.3						22.1	17.9	15.5	25.3	21.8	17.4	13.2	120
125	23.6	19.1	16.6		25	19.8	16.8		26.1	20.2	16.9			27	20.7	17.1						21.5	17.5	15.2	25.3	21.8	17.4	13.2	125
130	22.9	18.7	16.5		24.2	19.3	16.6		25.3	19.8	16.7			26.2	20.2	16.9						20.9	17	14.9	25.3	21.8	17.4	13.2	130
135	22.2	18.3	16.3		23.5	18.9	16.5		24.6	19.4	16.6			25.5	19.8	16.7						20.2	16.6	14.6	25.3	21.8	17.4	13.2	135
140	21.5	18			22.8	18.5	16.3		23.9	19	16.4			24.8	19.4	16.6						19.7	16.2	14.4	25.3	21.8	17.4	13.2	140
150	20.2	17.3			21.5	17.8	16.1		22.6	18.3	16.2			23.5	18.7	16.3						18.5	15.5	13.9	25.3	21.8	17.4	13.2	150
160	19	16.9			20.3	17.3			21.3	17.7				22.3	18.1	16.1						17.5	14.9	13.5	25.3	21.8	17.4	13.2	160
170	17.9	16.5			19.2	16.8			20.2	17.2				21.1	17.5	15.9						16.6	14.3	13.2	25.3	21.8	17.4	13.2	170
180	15.5				18.2	16.5			19.2	16.7				19.7	17.1							15.7	13.7	12.8	25.3	21.8	17.4	13.2	180
190					15.5				17.7	16.4				17.6	16.7							15	13.2	12.5	25.3	21.8	17.4	13.2	190
200					8.5				16.4					16.4								14.2	12.8		25.3	21.8	17.4	13.2	200
210									12.1					14.4								13.6	12.4		25.3	21.8	17.4	13.2	210
220														10.7								11.6	11.7		25.3	21.8	17.4	13.2	220
230																						9	8.7	9.9	25.3	21.8	17.4	13.2	230
240																						5.3	6.6	8	25.3	21.8	17.4	13.2	240

\* adapter - pièce d'adaptateur

t 180 18301\_00\_000 / 18321\_00\_000 / 18341\_00\_000 / 18363\_00\_000

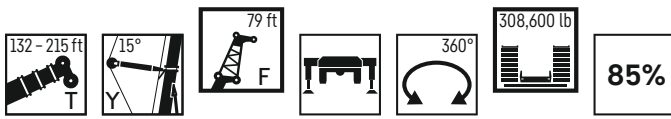


	132 ft + 8 ft*				149 ft + 8 ft*				149 ft + 8 ft*				182 ft + 8 ft*				198 ft + 8 ft*				215 ft + 8 ft*								
	0°	20°	40°	60°	0°	20°	40°	60°	0°	20°	40°	60°	0°	20°	40°	60°	0°	20°	40°	60°	0°	20°	40°	60°					
36	51.4				50																								36
38	49.6				49.4																								38
40	47.2				47.5																								40
45	45				45.6																								45
50	42.7	29.4			43.7	28.5																							50
55	40.6	27.7			41.8	28																							55
60	38.7	26.7			40	27.1																							60
65	36.8	25.8	20.2		38.3	26.3	20																						65
70	35.1	25	19.8	13.5	36.6	25.5	19.8																						70
75	33.5	24.2	19.4	13.4	35	24.8	19.4																						75
80	32	23.5	18.9	13.3	33.6	24.1	19	13.3																					80
85	30.7	22.9	18.5	13.2	32.3	23.4	18.6	13.2	33.3	23.8	18.8	13.2		33.9	24.2	18.9													85
90	29.5	22.3	18.2	13.1	31	22.8	18.3	13.1	32.1	23.2	18.5	13.1		32.8	23.6	18.6	13	31.3	23.1	18.6	13.5	25.4	20.5	17.1	25.4	20.5	17.1	13.4	90
95	28.3	21.7	17.8		29.9	22.3	18		30.9	22.7	18.2	13		31.7	23.1	18.3	12.9	30.4	22.6	18.2	13.4	24.9	20	16.7	25.6	21.1	17.4	13.3	100
100	27.2	21.1	17.6		28.8	21.7	17.7		29.8	22.2	17.9			30.7	22.6	18	12.8	29.6	22.1	17.8	13.3	24.2	19.4	16.4	25.3	21.8	17.4	13.2	105
105	26.3	20.6	17.3		27.7	21.2	17.5		28.8	21.7	17.6			29.7	22	17.8	12.8	28.7	21.6	17.5	13.3	23.5	18.9	16.1	25.6	21.1	17.4	13.2	110
110	25.3	20.1	17		26.8	20.7	17.2		27.9	21.2	17.4			28.7	21.6	17.5						22.8	18.4	15.8	25.3	21.8	17.4	13.2	115
120	24.4	19.6	16.8		25.9	20.2	17		27	20.7	17.1			27.9	21.1	17.3						22.1	17.9	15.5	25.3	21.8	17.4	13.2	120
125	23.6	19.1	16.6		25	19.8	16.8		26.1	20.2	16.9			27	20.7	17.1						21.5	17.5	15.2	25.3	21.8	17.4	13.2	125
130	22.9	18.7	16.5		24.2	19.3	16.6		25.3	19.8	16.7			26.2	20.2	16.9						20.9	17	14.9	25.3	21.8	17.4	13.2	130
135	22.2	18.3	16.3		23.5	18.9	16.5		24.6	19.4	16.6			25.3	19.8	16.7						20.2	16.6	14.6	25.3	21.8	17.4	13.2	135
140	21.5	18			22.8	18.5	16.3		23.8	19	16.4			24.4	19.4	16.6						19.7	16.2	14.4	25.3	21.8	17.4	13.2	140
150	20.2	17.3			21.5	17.8	16.1		22.1	18.3	16.2			22.1	18.7	16.3						18.5	15.5	13.9	25.3	21.8	17.4	13.2	150
160	18.9	16.9			19.3	17.3			20.4	17.7				20.1	18.1	16.1						17.2	14.9	13.5	25.3	21.8	17.4	13.2	160
170	16.7	16.5			16.2	16.8			18.8	17.2				17.8	17.4	15.9						15	14.3	13.2	25.3	21.8	17.4	13.2	170
180	13.8																												

# Lifting capacities

## Forces de levage

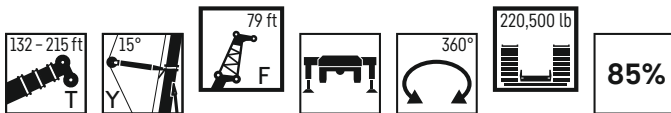
# TYF 79 ft



	132 ft + 8 ft*				149 ft + 8 ft*				149 ft + 8 ft*				182 ft + 8 ft*				198 ft + 8 ft*				215 ft + 8 ft*								
	F 79 ft																												
	0°	20°	40°	60°	0°	20°	40°	60°	0°	20°	40°	60°	0°	20°	40°	60°	0°	20°	40°	60°	0°	20°	40°	60°	0°	20°	40°	60°	
40	37.9				37.8				35.9																			40	
45	36.3				36.6				34.9																			45	
50	34.7				35.1				33.7								33.2											50	
55	33.1				33.7				33.7								33.2							23.8				55	
60	31.6				32.3				32.4								32.4							24.4			17.7	60	
65	30.1	21			31.1				31.2								31.3						25.1	18				65	
70	28.9	20.3			29.9	20.3			30.1	20.3						30.3						25.9	18.9			18.4		70	
75	27.6	19.5			28.7	19.7			29.1	19.9						29.3	20.2					26.5	18.9			19.2		75	
80	26.4	18.8			27.6	19			28	19.2						28.4	19.7					26.7	18.8			20		80	
85	25.2	18.1	13.6		26.5	18.3			27	18.6						27.4	19.1					26.1	18.5			20.7		85	
90	24.2	17.5	13.3		25.4	17.8	13.3		26.1	18	13.3					26.6	18.5					25.4	18			20.7	16.8	90	
95	23.1	16.9	13	8.4	24.4	17.2	13.1		25.1	17.5	13.1					25.7	17.9	13.3				24.7	17.5	12.8		20.5	16.3	95	
100	22.2	16.3	12.7	8.4	23.5	16.7	12.8	8.4	24.2	17	12.9	8.3				24.9	17.4	13	8.3			23.9	17	12.7		20.2	15.8	100	
105	21.3	15.7	12.4	8.3	22.6	16.2	12.5	8.3	23.3	16.5	12.6	8.3				24.1	16.9	12.8	8.3			23.2	16.6	12.6		19.7	15.3	105	
110	20.4	15.3	12.1	8.2	21.7	15.7	12.3	8.2	22.5	16	12.4	8.2				23.3	16.5	12.6	8.2			22.5	16.2	12.4	8.1	19.1	14.9	110	
115	19.6	14.8	11.9	8.1	20.9	15.2	12	8.1	21.7	15.6	12.1	8.1				22.5	16	12.3	8.1			21.9	15.8	12.2	8.1	18.5	14.5	115	
120	18.8	14.4	11.6		20.1	14.8	11.8		20.9	15.2	11.9	8.1				21.8	15.6	12.1	8.1			21.2	15.4	12	8	18	14.1	11.6	120
125	18.1	13.9	11.4		19.3	14.4	11.6		20.2	14.8	11.7					21.1	15.2	11.9	8			20.6	15	11.8	8	17.4	13.7	11.4	125
130	17.4	13.6	11.2		18.6	14	11.4		19.5	14.4	11.6					20.4	14.9	11.8	8			19.9	14.7	11.6	7.9	16.9	13.3	11.1	130
135	16.7	13.2	11.1		17.9	13.7	11.3		18.8	14.1	11.4					19.7	14.5	11.6				19.3	14.3	11.5	7.9	16.5	12.9	10.9	135
140	16.1	12.9	10.9		17.3	13.3	11.1		18.1	13.7	11.2					19	14.2	11.4				18.8	14	11.3		16	12.6	10.7	140
150	15	12.3	10.7		16.2	12.7	10.8		17	13.1	10.9					17.9	13.5	11.1				17.7	13.4	11		15.1	12	10.3	150
160	14	11.8			15.1	12.2	10.6		15.9	12.5	10.7					16.8	12.9	10.8				16.6	12.9	10.8		14.2	11.4	9.9	160
170	13.1	11.3			14.2	11.7	10.5		15	12.1	10.5					15.8	12.4	10.6				15.8	12.4	10.6		13.3	10.9	9.6	170
180	12.3	11			13.3	11.3			14.1	11.6						14.9	12	10.5				15	12	10.4		12.6	10.4	9.3	180
190	11.6	10.8			12.5	11			13.3	11.3						14.1	11.6	10.4				14.2	11.6	10.3		11.9	10	9.1	190
200	10.4				11.8	10.8			12.6	11						13.4	11.3					13.6	11.3			11.3	9.6	8.9	200
210					11.2				12	10.8						12.6	11					12.7	11			10.7	9.3		210
220					5.5				11.3							12	10.8					11.3	10.7			10.2	8.9		220
230									8.9							11.1						10.6	10.4			9.4	8.7		230
240																7.7						8.9	9.6			7.7	8.4		240
250																						6.3				6.1	7.5		250
260																										3.9	5.9		260

\* adapter - pièce d'adaptateur

t\_180\_18401\_00\_000 / 18421\_00\_000 / 18441\_00\_000 / 18462\_00\_000

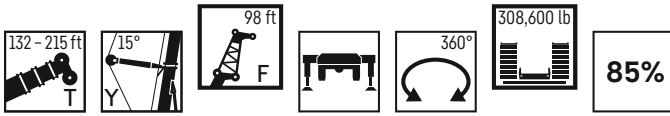


	132 ft + 8 ft*				149 ft + 8 ft*				149 ft + 8 ft*				182 ft + 8 ft*				198 ft + 8 ft*				215 ft + 8 ft*									
	F 79 ft																													
	0°	20°	40°	60°	0°	20°	40°	60°	0°	20°	40°	60°	0°	20°	40°	60°	0°	20°	40°	60°	0°	20°	40°	60°	0°	20°	40°	60°		
38	38.6				37.8				35.9																			38		
40	38.1				36.6				34.9								33.2											40		
45	36.3				35.1				33.7								33.2											45		
50	34.7				33.7				33.7								32.4											50		
55	33.1				32.3				32.4								32.4								23.8			55		
60	31.6				31.1				31.2								31.3								24.4			60		
65	30.1	21			31.1				31.2								31.3							25.1	18			65		
70	28.9	20.3			29.9	20.3			30.1	20.3						30.3						25.9	18.9			18.4		70		
75	27.6	19.5			28.7	19.7			29.1	19.9						29.3	20.2					26.5	18.9			19.2		75		
80	26.4	18.8			27.6	19			28	19.2						28.4	19.7					26.7	18.8			20		80		
85	25.2	18.1	13.6		26.5	18.3			27	18.6						27.4	19.1					26.1	18.5			20.7		85		
90	24.2	17.5	13.3		25.4	17.8	13.3		26.1	18	13.3					26.6	18.5					25.4	18			20.7	16.8	90		
95	23.1	16.9	13	8.4	24.4	17.2	13.1		25.1	17.5	13.1					25.7	17.9	13.3	8.3			24.7	17.5	12.8		20.5	16.3	95		
100	22.2	16.3	12.7	8.4	23.5	16.7	12.8	8.4	24.2	17	12.9	8.3				24.9	17.4	13	8.3			23.9	17	12.7		20.2	15.8	100		
105	21.3	15.7	12.4	8.3	22.6	16.2	12.5	8.3	23.3	16.5	12.6	8.3				24.1	16.9	12.8	8.3			23.2	16.6	12.6		19.7	15.3	105		
110	20.4	15.3	12.1	8.2	21.7	15.7	12.3	8.2	22.5	16	12.4	8.2				23.3	16.5	12.6	8.2			22.5	16.2	12.4	8.1	19.1	14.9	12	110	
115	19.6	14.8	11.9	8.1	20.9	15.2	12	8.1	21.7	15.6	12.1	8.1				22.5	16	12.3	8.1			21.9	15.8	12.2	8.1	18.5	14.5	11.8	7.9	115
120	18.8	14.4	11.6		20.1	14.8	11.8		20.9	15.2	11.9	8.1				21.8	15.6	12.1	8.1			21.2	15.4	12	8	18	14.1	11.6	7.9	120
125	18.1	13.9	11.4		19.3	14.4	11.6		20.2	14.8	11.7					21.1	15.2	11.9	8			20.6	15	11.8	8	17.4	13.7	11.4	7.9	125
130	17.4	13.6	11.2		18.6	14	11.4		19.5	14.4	11.6					20.4	14.9	11.8	8			19.9	14.7	11.6	7.9	16.9	13.3	11.1	7.8	130
135	16.7	13.2	11.1		17.9	13.7	11.3		18.8	14.1	11.4					19.7	14.5	11.6				19.3	14.3	11.5	7.9	16.5	12.9	10.9	7.8	135
140	16.1	12.9	10.9		17.3	13.3	11.1		18.1	13.7	11.2					19	14.2	11.4				18.8	14	11.3		16	12.6	10.7	140	
150	15	12.3	10.7		16.2	12.7	10.8		17	13.1	10.9					17.9	13.5	11.1				17.7	13.4	11		15.1	12	10.3	150	
160	14	11.8			15.1	12.2	10.6		15.9	12.5	10.7					16.7	12.9	10.8				16.6	12.9	10.8		14.2	11.4	9.9	160	
170	13.1	11.3			14.2	11.7	10.5		15	12.1	10.5					15.5	12.4	10												

# Lifting capacities

## Forces de levage

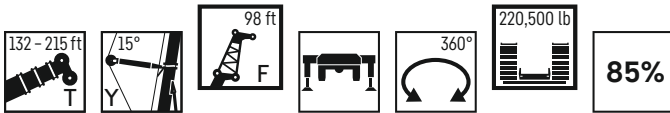
# TYF 98 ft



	132 ft + 8 ft*				149 ft + 8 ft*				149 ft + 8 ft*				182 ft + 8 ft*				198 ft + 8 ft*				215 ft + 8 ft*								
	F 98 ft																												
	0°	20°	40°	60°	0°	20°	40°	60°	0°	20°	40°	60°	0°	20°	40°	60°	0°	20°	40°	60°	0°	20°	40°	60°	0°	20°	40°	60°	
45	28.1				27.8																								45
50	26.9				26.9												26.8												50
55	25.7				25.8											25.9													55
60	24.5				24.8											25													60
65	23.5				23.8											24													65
70	22.5				22.9											23.1													70
75	21.6	14.9			22	14.6										22.3													75
80	20.6	14.5			21.2	14.4										21.5													80
85	19.7	13.9			20.4	13.9										20.7	14.1												85
90	18.8	13.4			19.6	13.4										20	13.6												90
95	18	12.9			18.8	12.9										19.3	13.2												95
100	17.3	12.4	9.1		18.1	12.5	9									18.7	12.8												100
105	16.6	11.9	8.9		17.4	12.1	8.9									18	12.4												105
110	15.9	11.5	8.6		16.7	11.7	8.7									17.4	12	8.7											110
115	15.2	11.1	8.4	5.4	16.1	11.3	8.5	5.4								16.7	11.6	8.6											115
120	14.6	10.7	8.2	5.4	15.5	11	8.3	5.4	16.1	11.3	8.4	5.3	16.7	11.5	8.5	5.3	16.7	11.5	8.5	5.3	16.3	11.4	8.4						120
125	14	10.4	8	5.3	14.9	10.6	8.1	5.3	15.5	10.9	8.2	5.3	16.1	11.2	8.3	5.3	15.8	11.1	8.2										125
130	13.4	10	7.8	5.3	14.3	10.3	7.9	5.3	15	10.6	8	5.3	15.6	10.9	8.1	5.3	15.3	10.8	8	5.2									130
135	12.9	9.7	7.7		13.7	10	7.8	5.2	14.5	10.3	7.9	5.2	15.1	10.6	8	5.2	14.8	10.5	7.9	5.2	13.3	10	7.7	5.1					135
140	12.3	9.4	7.5		13.2	9.7	7.6		13.9	10	7.7	5.2	14.5	10.3	7.8	5.2	14.4	10.2	7.8	5.1	12.9	9.8	7.6	5.1					140
150	11.4	8.9	7.3		12.2	9.2	7.4		12.9	9.5	7.5		13.5	9.8	7.6	5.1	13.5	9.7	7.5	5.1	12.1	9.3	7.4	5					150
160	10.6	8.4	7.1		11.4	8.7	7.2		12	9	7.3		12.6	9.3	7.4		12.7	9.3	7.3		11.4	8.8	7.2						160
170	9.8	8	6.9		10.6	8.3	7		11.2	8.6	7.1		11.8	8.8	7.1		11.9	8.9	7.1		10.7	8.4	7						170
180	9.1	7.7			9.9	7.9	6.9		10.5	8.2	6.9		11.1	8.5	7		11.2	8.5	7		10.1	8	6.9						180
190	8.5	7.4			9.2	7.6			9.8	7.8	6.8		10.4	8.1	6.9		10.6	8.1	6.9		9.5	7.6	6.7						190
200	7.9	7.2			8.7	7.3			9.3	7.6			9.8	7.8	6.8		10	7.8	6.8		8.9	7.3	6.5						200
210	7.5				8.1	7.2			8.7	7.3			9.2	7.5			9.5	7.6	6.7		8.4	7	6.4						210
220	6.9				7.6	7			8.2	7.1			8.8	7.3			9	7.3			8	6.8	6.3						220
230					7.2				7.8	7			8.3	7.1			8.5	7.1			7.6	6.5							230
240									7.3				7.8	7			8	7			7.2	6.3							240
250									6.2				7.3				7.6	6.9			6.8	6.2							250
260													5.2				6.4	6.8			5.4	6							260
270																					3.8	5.5							270

\* adapter - pièce d'adaptateur

† 180\_18501\_00\_000 / 18521\_00\_000 / 18541\_00\_000 / 18561\_00\_000

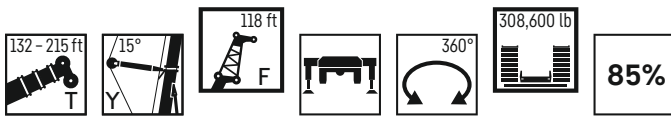


	132 ft + 8 ft*				149 ft + 8 ft*				149 ft + 8 ft*				182 ft + 8 ft*				198 ft + 8 ft*				215 ft + 8 ft*								
	F 98 ft																												
	0°	20°	40°	60°	0°	20°	40°	60°	0°	20°	40°	60°	0°	20°	40°	60°	0°	20°	40°	60°	0°	20°	40°	60°	0°	20°	40°	60°	
40	29.1				27.8																								40
45	28.2				26.9																								45
50	26.9				25.8																								50
55	25.7				24.8																								55
60	24.5				23.8																								60
65	23.5				22.9																								65
70	22.5				22	14.6																							70
75	21.6	14.9			21.2	14.4																							75
80	20.6	14.5			20.4	13.9																							80
85	19.7	13.9			19.6	13.4																							85
90	18.8	13.4			18.8	12.9																							90
95	18	12.9			18.1	12.5	9																						95
100	17.3	12.4	9.1		17.4	12.1	8.9																						100
105	16.6	11.9	8.9		16.7	11.7	8.7																						105
110	15.9	11.5	8.6		16.1	11.3	8.5	5.4																					110
115	15.2	11.1	8.4	5.4	15.5	11	8.3	5.4	16.1	11.3	8.4	5.3	16.7	11.5	8.5	5.3	16.3	11.4	8.4										115
120	14.6	10.7	8.2	5.4	14.9	10.6	8.1	5.3	15.5	10.9	8.2	5.3	16.1	11.2	8.3	5.3	15.8	11.1	8.2										120
125	14	10.4	8	5.3	14.3	10.3	7.9	5.3	15	10.6	8	5.3	15.6	10.9	8.1	5.3	15.3	10.8	8	5.2									125
130	13.4	10	7.8	5.3	13.7	10	7.8	5.2	14.5	10.3	7.9	5.2	15.1	10.6	8	5.2	14.8	10.5	7.9	5.2	13.3	10	7.7	5.1					130
135	12.9	9.7	7.7		13.2	9.7	7.6		13.9	10	7.7	5.2	14.5	10.3	7.8	5.2	14.4	10.2	7.8	5.1	12.9	9.8	7.6	5.1					135
140	12.3	9.4	7.5		12.2	9.2	7.4		12.9	9.5	7.5		13.5	9.8	7.6	5.1	13.5	9.7	7.5	5.1	12.1	9.3	7.4	5					140
150	11.4	8.9	7.3		11.4	8.7	7.2		12	9	7.3		12.6	9.3	7.4		12.7	9.3	7.3		11.4	8.8	7.2						150
160	10.6	8.4	7.1		10.6	8.3	7		11.2	8.6	7.1		11.8	8.8	7.1		11.9	8.9	7.1		10.7	8.4	7						160
170	9.8	8	6.9		9.9	7.9	6.9		10.5	8.2	6.9		11.1	8.5	7		11.2	8.5	7		10.1	8	6.9						170
180	9.1	7.7			9.2	7.6			9.8	7.8	6.8		10.4	8.1	6.9		10.6	8.1	6.9		9.5	7.6	6.7						180
190	8.5	7.4			8.7	7.3			9.3	7.6			9.7	7.8	6.8		9.7	7.8	6.8		8.8	7.3	6.5						190
200	7.9	7.2			8.1	7.2			8.7	7.3			9	7.5			9.1	7.6	6.7		7.4	7	6.4						200
210	7.5				7.5	7			8	7.1			8.4	7.3			7.5	7.3			5.9	6.8	6.3						210
220	6.9				6				7.6	7			7.2	7.1			6.1	7.1			4.5	6.3							220
230									6.7				5.6	6.8			4.7	6.4			3.1	5.2							23

# Lifting capacities

## Forces de levage

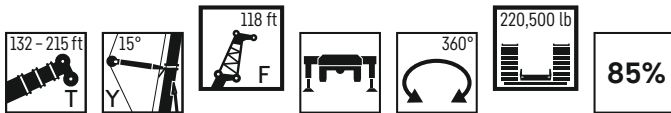
# TYF 118 ft



	132 ft + 8 ft*				149 ft + 8 ft*				149 ft + 8 ft*				182 ft + 8 ft*				198 ft + 8 ft*				215 ft + 8 ft*								
	F 118 ft																												
	0°	20°	40°	60°	0°	20°	40°	60°	0°	20°	40°	60°	0°	20°	40°	60°	0°	20°	40°	60°	0°	20°	40°	60°	0°	20°	40°	60°	
50	21.5				22																								50
55	20.6				21.3											20.4													55
60	19.7				20.4											20.3													60
65	18.9				19.6											19.8													65
70	18.1				18.9											19.2													70
75	17.3				18.1											18.5													75
80	16.6				17.5											17.8													80
85	15.9				16.8											17.2													85
90	15.2	10.5			16.2	11.1										16.6													90
95	14.6	10.1			15.6	10.8										16.1	11.1												95
100	13.9	9.6			15	10.4										15.6	10.9												100
105	13.3	9.2			14.4	10.1										15.1	10.5												105
110	12.7	8.9			13.9	9.7										14.6	10.2												110
115	12.2	8.5	6.2		13.4	9.4										14.2	9.9												115
120	11.6	8.2	6.1		12.8	9	6.6									13.7	9.5	6.6											120
125	11.1	7.8	5.9		12.3	8.7	6.5									13.3	9.2	6.6											125
130	10.6	7.6	5.8		11.9	8.4	6.3									12.8	8.9	6.5											130
135	10.1	7.3	5.6	2.9	11.5	8.1	6.2									12.4	8.6	6.4											135
140	9.6	7.1	5.5	2.9	11.1	7.9	6.1	3.4								12	8.4	6.2											140
150	8.8	6.6	5.3	2.9	10.3	7.4	5.8	3.4								10.7	7.6	5.9	3.4										150
160	8.1	6.3	5		9.5	7	5.6									9.9	7.2	5.7	3.4										160
170	7.5	5.9	4.9		8.7	6.6	5.4									9.2	6.8	5.5											170
180	7	5.6	4.7		8.1	6.3	5.2									8.6	6.5	5.3											180
190	6.5	5.4	4.6		7.5	6	5.1									8	6.2	5.2											190
200	6.1	5.1			7	5.7	5									7.5	5.9	5.1											200
210	5.7	5			6.6	5.5										7	5.7	5											210
220	5.3	4.8			6.2	5.3										6.6	5.5												220
230	5				5.8	5.2										6.2	5.3												230
240	4.7				5.5	5.1										5.9	5.2												240
250					5.1											5.6	5												250
260																5.3													260
270																5.7	5												270
280																5.2													280
290																													290

\* adapter - pièce d'adaptateur

t\_180\_18601\_00\_000 / 18621\_00\_000 / 18641\_00\_000 / 18661\_00\_000



	132 ft + 8 ft*				149 ft + 8 ft*				149 ft + 8 ft*				182 ft + 8 ft*				198 ft + 8 ft*				215 ft + 8 ft*								
	F 118 ft																												
	0°	20°	40°	60°	0°	20°	40°	60°	0°	20°	40°	60°	0°	20°	40°	60°	0°	20°	40°	60°	0°	20°	40°	60°	0°	20°	40°	60°	
50	21.5				22																							50	
55	20.6				21.3											20.4													55
60	19.7				20.4											20.3													60
65	18.9				19.6											19.8													65
70	18.1				18.9											19.2													70
75	17.3				18.1											18.5													75
80	16.6				17.5											17.8													80
85	15.9				16.8											17.2													85
90	15.2	10.5			16.2	11.1										16.6													90
95	14.6	10.1			15.6	10.8										16.1	11.1												95
100	13.9	9.6			15	10.4										15.6	10.9												100
105	13.3	9.2			14.4	10.1										15.1	10.5												105
110	12.7	8.9			13.9	9.7										14.6	10.2												110
115	12.2	8.5	6.2		13.4	9.4										14.2	9.9												115
120	11.6	8.2	6.1		12.8	9	6.6									13.7	9.5	6.6											120
125	11.1	7.8	5.9		12.3	8.7	6.5									13.3	9.2	6.6											125
130	10.6	7.6	5.8		11.9	8.4	6.3									12.8	8.9	6.5											130
135	10.1	7.3	5.6	2.9	11.5	8.1	6.2									12.4	8.6	6.4											135
140	9.6	7.1	5.5	2.9	11.1	7.9	6.1	3.4								12	8.4	6.2											140
150	8.8	6.6	5.3	2.9	10.3	7.4	5.8	3.4								10.7	7.6	5.9	3.4										150
160	8.1	6.3	5		9.5	7	5.6									9.9	7.2	5.7	3.4										160
170	7.5	5.9	4.9		8.7	6.6	5.4									9.2	6.8	5.5											170
180	7	5.6	4.7		8.1	6.3	5.2									8.6	6.5	5.3											180
190	6.5	5.4	4.6		7.5	6	5.1									8	6.2	5.2											190
200	6.1	5.1			7	5.7	5									7.5	5.9	5.1											200
210	5.7	5			6.6	5.5										7	5.7	5											210
220	5.3	4.8			6.2	5.3										6.6	5.5												220
230	5				5.8	5.2										6.2	5.3												230
240	4.7				5.2	5.1										5.8	5.2												240
250					4.1											5.5	5												250
260																4.9													260
270																3.9	5												270

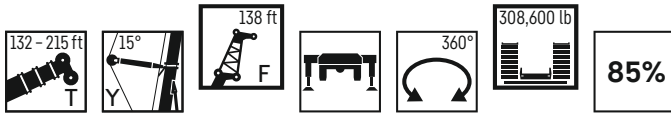
\* adapter - pièce d'adaptateur

t\_180\_18605\_00\_000 / 18625\_00\_000 / 18645\_00\_000 / 18665\_00\_000

# Lifting capacities

## Forces de levage

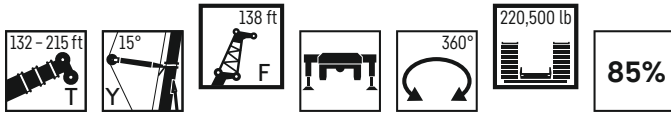
# TYF 138 ft



	132 ft + 8 ft*			149 ft + 8 ft*			149 ft + 8 ft*			182 ft + 8 ft*			198 ft + 8 ft*			215 ft + 8 ft*			
	0°	20°	40°	0°	20°	40°	0°	20°	40°	0°	20°	40°	0°	20°	40°	0°	20°	40°	
	F 138 ft																		
50	17.6																		50
55	17.1																		55
60	16.4																		60
65	15.7																		65
70	15.1																		70
75	14.5																		75
80	13.9																		80
85	13.3																		85
90	12.8																		90
95	12.3																		95
100	11.8	8.2																	100
105	11.3	7.9																	105
110	10.8	7.6																	110
115	10.3	7.3																	115
120	9.9	7																	120
125	9.4	6.7																	125
130	9	6.5																	130
135	8.6	6.3	4.6																135
140	8.3	6.1	4.5	8.7	6.1	4.5	9.1	6.3	4.5	9.4	6.4	4.6	9.3	6.4					140
150	7.5	5.6	4.2	8	5.7	4.3	8.4	5.9	4.4	8.8	6	4.4	8.7	6	4.4				150
160	7	5.3	4	7.4	5.4	4.1	7.8	5.5	4.2	8.2	5.7	4.2	8.1	5.7	4.2				160
170	6.4	4.9	3.8	6.8	5.1	3.9	7.2	5.2	4	7.6	5.4	4	7.6	5.4	4				170
180	5.9	4.6	3.6	6.4	4.8	3.7	6.7	4.9	3.8	7	5.1	3.9	7.1	5.1	3.8				180
190	5.5	4.4	3.5	5.9	4.5	3.6	6.2	4.7	3.7	6.6	4.8	3.7	6.6	4.8	3.7				190
200	5.1	4.1	3.4	5.5	4.3	3.5	5.8	4.4	3.5	6.2	4.6	3.6	6.3	4.6	3.6				200
210	4.7	3.9	3.3	5.1	4	3.3	5.5	4.2	3.4	5.8	4.4	3.5	5.9	4.4	3.5				210
220	4.4	3.7		4.8	3.8	3.3	5.1	4	3.3	5.4	4.1	3.4	5.5	4.2	3.4				220
230	4.1	3.5		4.5	3.7		4.8	3.8	3.2	5.1	3.9	3.3	5.2	4	3.3				230
240	3.8	3.4		4.2	3.5		4.5	3.6		4.8	3.8		4.9	3.8	3.2				240
250	3.5			3.9	3.4		4.2	3.5		4.5	3.6		4.6	3.7	3.2				250
260	3.2			3.7	3.3		4	3.4		4.2	3.5		4.4	3.5					260
270							3.8	3.3		4	3.4		4.2	3.4					270
280							3.5			3.8	3.3		3.9	3.3					280
290													3.6	3.2					290
300													3.2						300

\* adapter - pièce d'adaptateur

t\_180\_18701\_00\_000 / 18721\_00\_000 / 18741\_00\_000



	132 ft + 8 ft*			149 ft + 8 ft*			149 ft + 8 ft*			182 ft + 8 ft*			198 ft + 8 ft*			215 ft + 8 ft*			
	0°	20°	40°	0°	20°	40°	0°	20°	40°	0°	20°	40°	0°	20°	40°	0°	20°	40°	
	F 138 ft																		
50	17.7																		50
55	17.1																		55
60	16.4																		60
65	15.7																		65
70	15.1																		70
75	14.5																		75
80	13.9																		80
85	13.3																		85
90	12.8																		90
95	12.3																		95
100	11.8	8.2																	100
105	11.3	7.9																	105
110	10.8	7.6																	110
115	10.3	7.3																	115
120	9.9	7																	120
125	9.4	6.7																	125
130	9	6.5																	130
135	8.6	6.3	4.6																135
140	8.3	6.1	4.5	8.7	6.1	4.5	9.1	6.3	4.5	9.4	6.4	4.6	9.3	6.4					140
150	7.5	5.6	4.2	8	5.7	4.3	8.4	5.9	4.4	8.8	6	4.4	8.7	6	4.4				150
160	7	5.3	4	7.4	5.4	4.1	7.8	5.5	4.2	8.2	5.7	4.2	8.1	5.7	4.2				160
170	6.4	4.9	3.8	6.8	5.1	3.9	7.2	5.2	4	7.6	5.4	4	7.6	5.4	4				170
180	5.9	4.6	3.6	6.4	4.8	3.7	6.7	4.9	3.8	7	5.1	3.9	7.1	5.1	3.8				180
190	5.5	4.4	3.5	5.9	4.5	3.6	6.2	4.7	3.7	6.6	4.8	3.7	6.6	4.8	3.7				190
200	5.1	4.1	3.4	5.5	4.3	3.5	5.8	4.4	3.5	6.2	4.6	3.6	6.3	4.6	3.6				200
210	4.7	3.9	3.3	5.1	4	3.3	5.5	4.2	3.4	5.8	4.4	3.5	5.9	4.4	3.5				210
220	4.4	3.7		4.8	3.8	3.3	5.1	4	3.3	5.4	4.1	3.4	5.5	4.2	3.4				220
230	4.1	3.5		4.5	3.7		4.8	3.8	3.2	5.1	3.9	3.3	5.1	4	3.3				230
240	3.8	3.4		4.2	3.5		4.5	3.6		4.7	3.8		4.8	3.8	3.2				240
250	3.5			3.9	3.4		4.2	3.5		4.4	3.6		4.3	3.7	3.2				250
260	3.2			3.6	3.3		3.9	3.4		4.1	3.5		3.4	3.5					260
270							3.7	3.3		3.4	3.4		3.4	3.4					270
280							3.3			3.3	3.3		3						280

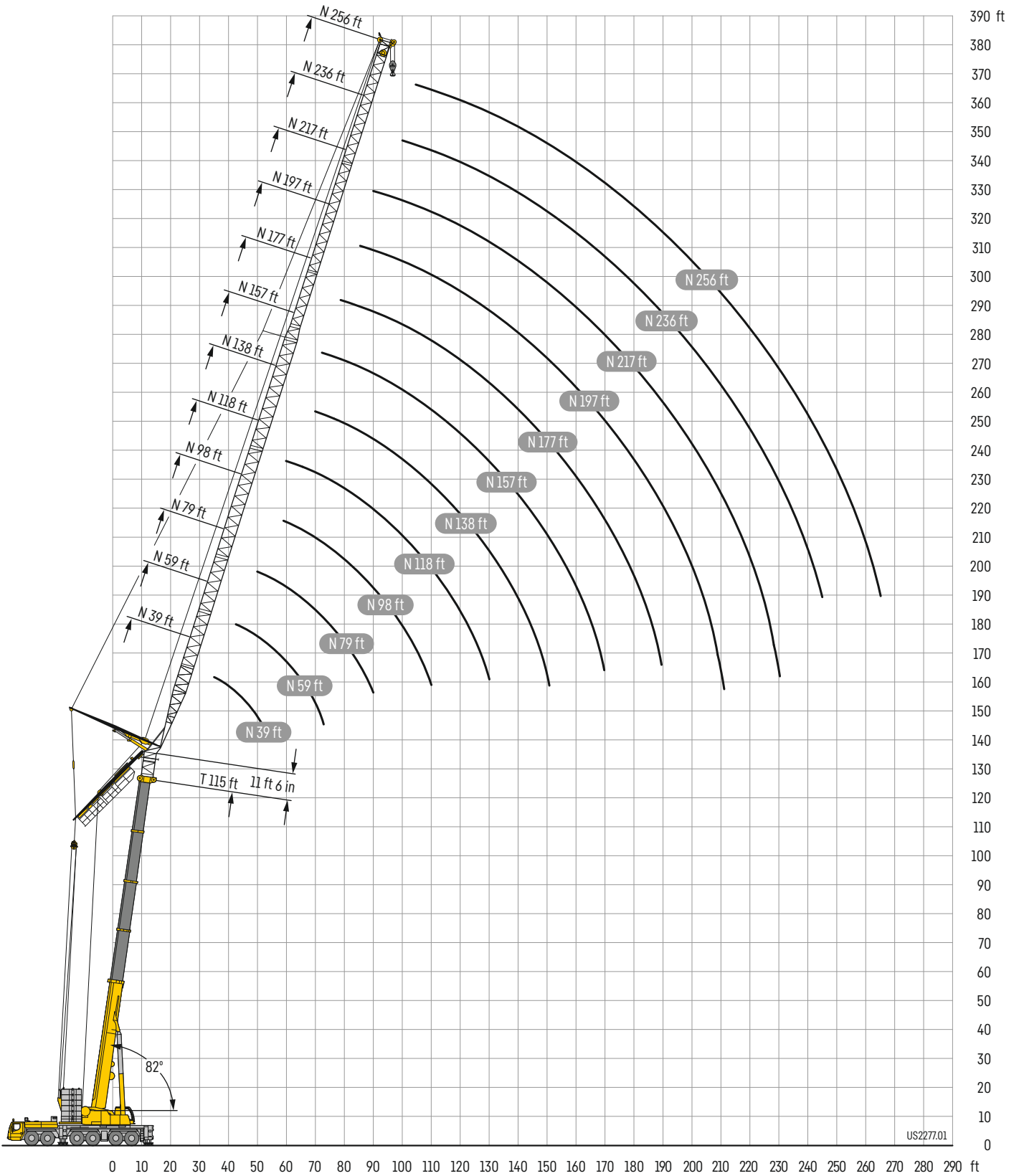
\* adapter - pièce d'adaptateur

t\_180\_18705\_00\_000 / 18725\_00\_000 / 18745\_00\_000

# Lifting heights

## Hauteurs de levage

TN



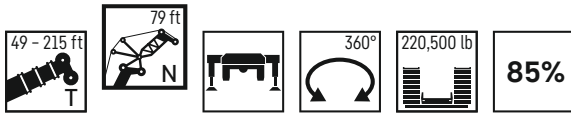
US2277.01



# Lifting capacities

## Forces de levage

# TN 79 ft



	49 ft + 11 ft 6 in*			66 ft + 11 ft 6 in*			82 ft + 11 ft 6 in*			99 ft + 11 ft 6 in*			115 ft + 11 ft 6 in*			
	82°	75°	68°	82°	75°	68°	82°	75°	68°	82°	75°	68°	82°	75°	68°	
36	101.5															36
38	100.3			94.6												38
40	99.1			94.4												40
42	97.8			93.9			84.5									42
44	96.6			93.2			84.4			71.7						44
46	95.3			92.4			84.4			71.7						46
48	94.3			91.5			84.3			71.7						48
50	93.2	92.2		90.6			84.1			71.7						50
55	90.7	90.4		88.7			83.3			71.7			61.7			55
60	88.4	87.3		87	86.5		82			71.7			61.8			60
65	86.9	84.5		85.7	84.1		80.9	80		71.7			62			65
70	86.3	82.2	81.9	85.1	82.1		80.2	78.4		71.7	69.6		62.3			70
75	86.2	80.4	78.8	84.8	80.4	80	80	76.9		71.6	69.3		62.5			75
80	82.4	79.1	75.6	84.1	79.1	77.8	80	75.8		71.6	68.7		62.6	59.9		80
85		78.5	72.7	81.3	78.3	74.9	80	74.9	71.6	71.6	68.1		62.5	59.9		85
90			71.3		74	70.7		71.6	67.6	71.6	67.7	63.4	62.5	59.8		90
95						66.7		67.9	63.7		65.4	59.8		59.8	55.1	95
100									60		61.8	56.3		59	53.6	100
105									56.5					53.1	50.6	105
110														50.3	47.9	110
115														47.6	45.4	115
120															43.1	120

\* adapter - pièce d'adaptateur

t\_180\_54305\_00\_000

	132 ft + 11 ft 6 in*			149 ft + 11 ft 6 in*			165 ft + 11 ft 6 in*			182 ft + 11 ft 6 in*			198 ft + 11 ft 6 in*			215 ft + 11 ft 6 in*		
	82°	75°	68°	82°	75°	68°	82°	75°	68°	82°	75°	68°	82°	75°	68°	82°	75°	
50	48																	50
55	47.9			36.7			27											55
60	47.8			36.5			27											60
65	47.7			36.3			27			19.9			13.8					65
70	47.6			36.3			27			19.8			13.7			7.6		70
75	47.6			36.3			27			19.7			13.6			7.6		75
80	47.6			36.3			27			19.7			13.4			7.5		80
85	47.4	44		36.3	34.9		27			19.7			13.3			7.4		85
90	47.1	42.8		36.3	34.4		27			19.7			13.3			7.4		90
95		41.5		36.3	33.6		27	25		19.7			13.2			7.3		95
100		40.2	35.4		32.7			24.4			18		13.2			7.3		100
105		38.9	35.2		31.8			23.8			17.7							105
110		37.8	33.5		31			23.3			17.3			11.7				110
115			32.1		30.3	26.7		22.7			16.9			11.6			5.9	115
120			30.8			25.7					16.5						5.9	120
125						24.7					18.2						5.9	125
130						23.7					17.4						5.9	130
135											16.8							135
140												11.9						140
145												11.5				7.4		145
150															7			150

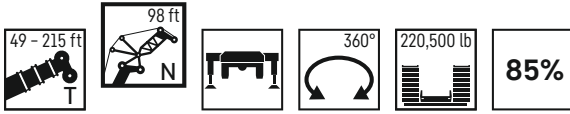
\* adapter - pièce d'adaptateur

t\_180\_54305\_00\_000

# Lifting capacities

## Forces de levage

# TN 98 ft



	49 ft + 11 ft 6 in*			66 ft + 11 ft 6 in*			82 ft + 11 ft 6 in*			99 ft + 11 ft 6 in*			115 ft + 11 ft 6 in*			
	82°	75°	68°	82°	75°	68°	82°	75°	68°	82°	75°	68°	82°	75°	68°	
42	78.7															42
44	78.1															44
46	77.4			73.3												46
48	76.8			73												48
50	76.1			72.8			65.9			56.9						50
55	74.5			71.9			65.8			56.7			49.2			55
60	73			70.7			65.7			56.5			49.2			60
65	71.6	70.5		69.7	68.7		65.2			56.3			49			65
70	70.4	68.8		68.7	67.5		64.6	63.4		56.3			48.9			70
75	69.4	67.3		67.9	66.2		64	62.7		56.2			48.9			75
80	68.9	66	65.2	67.4	65.1		63.5	61.8		56.2	54.7		48.9			80
85	68.7	64.8	63.5	67.3	64.1	63.3	63.3	60.9		56.2	54.7		48.9	47.2		85
90	68.7	64.1	62.1	67.2	63.4	62.1	63.3	60.3		56.2	54.5		48.9	47.2		90
95	65.2	63.9	61	67.2	63	60.9	63.3	59.8	58.6	56.2	54.1		48.9	47.2		95
100		63.9	60.1	64.8	62.7	59.9	63.3	59.5	57.4	56.2	53.9	52.7	48.9	47.2		100
105		63.9	59.7		62.2	58.9		59.4	55.9	56.2	53.7	52.1	48.9	47.2		105
110			57.9		59	55.8		56.8	52.9		53.6	49.4	48.9	47.2	45.7	110
115					52.9			54	50.2		51.7	46.8		47.2	44.4	115
120									47.6		49	44.4		46.7	42.4	120
125									45.2			42.2			40.3	125
130												40.2			38.4	130
135												38.3			36.6	135
140															34.9	140

\* adapter - pièce d'adaptateur

t\_180\_54405\_00\_000

	132 ft + 11 ft 6 in*			149 ft + 11 ft 6 in*			165 ft + 11 ft 6 in*			182 ft + 11 ft 6 in*			198 ft + 11 ft 6 in*			215 ft + 11 ft 6 in*	
	82°	75°	68°	82°	75°	68°	82°	75°	68°	82°	75°	68°	82°	75°	68°	82°	
55	39																55
60	38.9																60
65	38.7			29			22.2										65
70	38.6			28.9			22.1			15.8			9.4				70
75	38.5			28.7			22			15.7			9.3			4.1	75
80	38.4			28.6			21.8			15.6			9.2			4	80
85	38.4			28.6			21.7			15.5			9.1			4	85
90	38.4	36.9		28.6			21.7			15.4			9			3.9	90
95	38.4	36.4		28.6	27.8		21.7			15.3			8.9			3.8	95
100	38.4	35.8		28.6	27.8		21.7	20.7		15.2			8.8			3.8	100
105	38.4	35.1		28.6	27.6		21.7	20.5		15.2			8.8			3.7	105
110	38.4	34.2		28.6	27.2		21.7	20.1		15.2	13.9		8.7			3.7	110
115		33.4	29.6	28.6	26.7		21.7	19.7		15.2	13.8		8.7	7.5		3.7	115
120		32.6	28.9		26.1	22.7		19.3			13.7		8.7	7.5		3.7	120
125		31.9	27.7		25.6	22.6		18.9			13.6			7.5			125
130		31.2	26.7		25.1	21.8		18.5			13.3			7.4			130
135			25.8		24.7	21		18.1	15		13			7.4			135
140			25			20.3			14.6		12.7	9.7		7.4			140
145						19.6			14			9.6		7.3			145
150						19			13.5			9.2		7.3			150
155									13			8.8			5.5		155
160												8.4			5.4		160
165															5.2		165
170															4.9		170

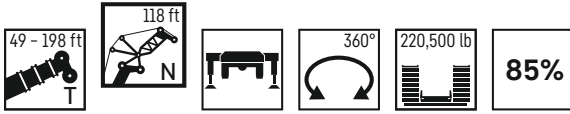
\* adapter - pièce d'adaptateur

t\_180\_54405\_00\_000

# Lifting capacities

## Forces de levage

# TN 118 ft



	49 ft + 11 ft 6 in*			66 ft + 11 ft 6 in*			82 ft + 11 ft 6 in*			99 ft + 11 ft 6 in*			115 ft + 11 ft 6 in*			
	82°	75°	68°	82°	75°	68°	82°	75°	68°	82°	75°	68°	82°	75°	68°	
50	61.8			57.6												50
55	61.3			57.3			52.3			45.4			39.8			55
60	60.3			57			52			45.3			39.8			60
65	59.2			57			51.7			45.1			39.5			65
70	58.1	57.4		56.3			51.5			45			39.4			70
75	57.2	56.5		55.6	54.9		51.4			44.8			39.3			75
80	56.4	55.4		55	54.1		51.3	50.2		44.7			39.2			80
85	55.6	54.3		54.3	53.3		51.1	50.1		44.7	43.4		39.2			85
90	55.1	53.4	52.7	53.9	52.4		50.7	49.6		44.7	43.2		39.1	38		90
95	54.2	52.5	51.8	53.5	51.7	51	50.4	49		44.7	43.1		39.1	37.9		95
100	52.9	51.8	50.7	52.6	51.1	50.4	49.8	48.5	47.6	44.7	43.1		39.1	37.8		100
105	51.3	51.3	49.8	51.1	50.6	49.5	48.8	48.1	47.3	44.7	43.1		39.1	37.7		105
110	49.7	50.6	49	49.6	50.3	48.7	47.4	47.7	46.6	44.6	43.1	42.4	39.1	37.7		110
115	48	49.6	48.5	48.1	49.6	48.1	46.1	47.5	46	44.2	43.1	42.2	39.1	37.7		115
120		48.3	48.1	46.7	48.5	47.7	44.8	47	45.5	43.4	43.1	41.8	39.1	37.7	36.9	120
125		46.8	47.8		47.3	47.2		45.8	44.9	42.6	43.1	41.4	39.1	37.7	37.1	125
130			46.8		46	45		44.6	42.8		43	39.7	39.1	37.7	37.2	130
135					42.9			43.5	40.8		41.9	38		37.7	35.9	135
140									39		40.2	36.2		37.6	34.3	140
145									37.2			34.6			32.7	145
150												33.1			31.3	150
155												31.7			30	155
160															28.7	160

\* adapter - pièce d'adaptateur

t\_180\_54505\_00\_000

	132 ft + 11 ft 6 in*			149 ft + 11 ft 6 in*			165 ft + 11 ft 6 in*			182 ft + 11 ft 6 in*			198 ft + 11 ft 6 in*			
	82°	75°	68°	82°	75°	68°	82°	75°	68°	82°	75°	68°	82°	75°	68°	
65	31.8															65
70	31.7			23.2			17.9									70
75	31.5			23.1			17.8			11.6			5.9			75
80	31.4			23			17.7			11.5			5.8			80
85	31.3			22.9			17.6			11.3			5.7			85
90	31.3			22.8			17.6			11.2			5.6			90
95	31.3	30.1		22.8			17.5			11.1			5.5			95
100	31.3	30.1		22.8			17.5			11			5.5			100
105	31.3	30		22.8	22.1		17.4			10.9			5.4			105
110	31.3	29.7		22.8	22.1		17.4	16.3		10.9			5.4			110
115	31.3	29.4		22.8	22.2		17.3	16.2		10.8	9.7		5.3			115
120	31.3	29		22.8	22.1		17.3	16.1		10.8	9.6		5.3	4.2		120
125	31.3	28.5		22.8	22		17.3	16		10.7	9.6		5.3	4.2		125
130	31.3	28	25.1	22.8	21.7		17.3	15.9		10.7	9.5		5.3	4.1		130
135		27.4	24.3	22.8	21.4	18.9	17.3	15.7		10.7	9.4		5.3	4.1		135
140		26.9	23.4		21.1	18.5		15.4			9.4		5.3	4.1		140
145		26.4	22.6		20.7	17.9		15.1			9.4			4.1		145
150		26	21.9		20.4	17.4		14.8	12.2		9.4			4		150
155			21.2		20.2	16.8		14.5	11.8		9.4	7.5		4		155
160			20.6			16.3			11.3		9.4	7.3		4		160
165						15.8			10.9			7		4		165
170						15.4			10.5			6.7		4		170
175									10.1			6.4			3.5	175
180												6.2			3.5	180
185															3.4	185
190															3.2	190

\* adapter - pièce d'adaptateur

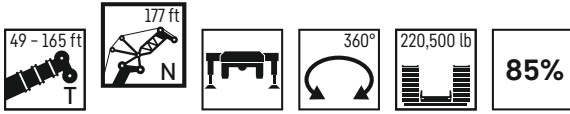
t\_180\_54505\_00\_000



# Lifting capacities

## Forces de levage

# TN 177 - 197 ft



	49 ft + 11 ft 6 in*			66 ft + 11 ft 6 in*			82 ft + 11 ft 6 in*			99 ft + 11 ft 6 in*			115 ft + 11 ft 6 in*			132 ft + 11 ft 6 in*			149 ft + 11 ft 6 in*			165 ft + 11 ft 6 in*			
	N 177 ft																								
	82°	75°	68°	82°	75°	68°	82°	75°	68°	82°	75°	68°	82°	75°	68°	82°	75°	68°	82°	75°	68°	82°	75°	68°	
70	31.8			29.9			27																		70
75	31.5			29.7			27			24.2			21.4												75
80	31.2			29.5			27			24.1			21.3												80
85	30.9			29.3			26.9			23.9			21.2			17.2			11.7						85
90	30.6			29.1			26.8			23.7			21			17.1			11.6			6.8			90
95	30.5	30.1		28.9			26.7			23.6			20.9			17.1			11.4			6.7			95
100	30.4	30		28.7	28.3		26.5	26		23.4			20.7			17			11.3			6.6			100
105	30.3	30		28.5	28		26.4	26		23.4			20.6			16.9			11.2			6.5			105
110	30	29.6		28.5	27.8		26.3	25.8		23.3	22.8		20.6			16.8			11			6.4			110
115	29.7	29.3		28.5	27.8		26.2	25.7		23.3	22.7		20.5	19.9		16.7			10.9			6.3			115
120	29.5	28.9	28.2	28.4	27.8		26.1	25.5		23.2	22.6		20.5	19.9		16.6	15.8		10.8			6.2			120
125	29.3	28.6	28	28.4	27.7		26	25.4		23.2	22.5		20.5	19.9		16.5	15.7		10.7			6.1			125
130	29.1	28.3	27.8	28.3	27.6	27.1	25.9	25.3		23.2	22.5		20.5	19.8		16.4	15.6		10.6	9.9		6			130
135	28.9	28	27.5	28.2	27.4	26.9	25.9	25.3		23.2	22.4		20.5	19.8		16.3	15.5		10.5	9.8		6	5.2		135
140	28.8	27.7	27.1	28.1	27.2	26.7	25.9	25.3	24.8	23.2	22.3	21.9	20.5	19.8		16.2	15.4		10.4	9.7		5.9	5.1		140
145	28.8	27.5	26.8	28.1	27	26.4	25.9	25.3	24.8	23.2	22.3	21.8	20.5	19.7		16.2	15.3		10.4	9.7		5.8	5.1		145
150	28.8	27.3	26.5	28	26.9	26.2	25.9	25.3	24.8	23.2	22.3	21.7	20.5	19.7	19.2	16.2	15.3		10.4	9.6		5.8	5.1		150
155	28.8	27.2	26.2	27.9	26.8	26	25.9	25.3	24.6	23.2	22.3	21.6	20.5	19.7	19.2	16.2	15.3		10.4	9.6		5.8	5.1		155
160	28.8	27.2	26	27.9	26.7	25.8	25.9	25.3	24.5	23.2	22.3	21.6	20.5	19.7	19.1	16.2	15.3	14.8	10.4	9.6		5.8	5.1		160
165	28.8	27.2	25.9	27.9	26.7	25.6	25.9	25.2	24.3	23.2	22.3	21.6	20.5	19.7	19.1	16.2	15.3	14.7	10.4	9.6		5.8	5.1		165
170	28.8	27.2	25.8	27.9	26.7	25.4	25.9	25.2	24.2	23.2	22.3	21.6	20.5	19.7	19.1	16.2	15.3	14.5	10.4	9.6		5.8	5.1		170
175	27.3	27.2	25.8	27.9	26.7	25.4	25.9	25.2	24.1	23.2	22.3	21.6	20.5	19.7	19.1	16.2	15.3	14.2	10.4	9.6	9.6	5.8	5.1		175
180		27.2	25.8	26.9	26.7	25.3	25.9	25.2	24.1	23.2	22.3	21.6	20.5	19.7	19.1	16.2	15.3	13.8	10.4	9.6	9.7	5.8	5.1		180
185		26.7	25.8		26.7	25.3		25.2	24.1	23.2	22.3	21.6	20.5	19.7	19.1	16.2	15.3	13.5	10.4	9.6	9.6	5.8	5.1	5.1	185
190			25.8		26.7	25.3		25.2	24.1	23.2	22.3	21.6	20.5	19.7	19.1	16.2	15.3	13.1	10.4	9.6	9.4	5.8	5.1	5.2	190
195					26.7	24.8		25.2	23.5	22.3	21.4		20.5	19.7	19.1	16.2	15.2	12.8		9.6	9.2	5.8	5.1	5.2	195
200								22.7		22.3	20.8		20		19		15.1	12.4		9.6	9		5.1	5.2	200
205										22.3	20		20		19		15	12.1		9.6	8.7		5.1	5.1	205
210											19.2				17.9		15	11.7		9.6	8.5		5.1	4.9	210
215															17.3			11.3		9.6	8.2		5.1	4.8	215
220																		11		8			4.6	220	
225																				7.7			4.4	225	
230																							4.2	230	
235																							4	235	

\* adapter - pièce d'adaptateur

t\_180\_54805\_00\_000

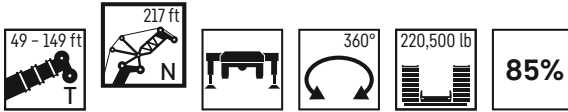


	49 ft + 11 ft 6 in*			66 ft + 11 ft 6 in*			82 ft + 11 ft 6 in*			99 ft + 11 ft 6 in*			115 ft + 11 ft 6 in*			132 ft + 11 ft 6 in*			149 ft + 11 ft 6 in*			165 ft + 11 ft 6 in*			
	N 197 ft																								
	82°	75°	68°	82°	75°	68°	82°	75°	68°	82°	75°	68°	82°	75°	68°	82°	75°	68°	82°	75°	68°	82°		75°	68°
75	25.4			23.9																					75
80	25.1			23.8																					80
85	24.9			23.6			22.1			19.4			17												85
90	24.7			23.4			21.7			19.2			16.9												90
95	24.4			23.2			21.5			19.1			16.8												95
100	24.2			23.1			21.3			18.9			16.7										3.3		100
105	24	23.8		22.9			21.2			18.8			16.6										3.2		105
110	23.9	23.6		22.7	22.4		21.1			18.7			16.5										3.1		110
115	23.7	23.5		22.6	22.3		21	20.6		18.6	18.1		16.4										3		115
120	23.6	23.4		22.5	22.1		20.9	20.5		18.5	18.1		16.3										3		120
125	23.5	23.3		22.4	21.9		20.8	20.4		18.5	18		16.3	15.9									3		125
130	23.4	23.1	22.4	22.3	21.8		20.7	20.3		18.4	18		16.2	15.8									2.9		130
135	23.3	22.8	22.3	22.2	21.7		20.6	20.2		18.4	17.9		16.2	15.7									2.9		135
140	23.2	22.6	22.1	22.1	21.7	21.3	20.6	20		18.3	17.8		16.2	15.7									2.9		140
145	23	22.4	22	22.1	21.6	21.3	20.5	19.9		18.3	17.8		16.2	15.6									2.9		145
150	22.9	22.2	21.8	22.1	21.6	21.3	20.5	19.9	19.5	18.3	17.7		16.2	15.6									2.9		150
155	22.8	22	21.6	22.1	21.5	21.2	20.4	19.9	19.4	18.3	17.7	17.3	16.2	15.6									2.9		155
160	22.8	21.9	21.3	22	21.4	21	20.4	19.9	19.4	18.3	17.6	17.2	16.2	15.6									2.9		160
165	22.8	21.8	21.1	22	21.4	20.8	20.4	19.9	19.4	18.3	17.6	17.2	16.2	15.6	15.1								2.9		165
170	22.8	21.7	20.8	21.9	21.3	20.7	20.4	19.9	19.4	18.3	17.6	17.1	16.2	15.6	15.1	11.6							2.9		170
175	22.8	21.7	20.7	21.9	21.2	20.5	20.4	19.9	19.4	18.3	17.6	17	16.2	15.6	15.1	11.6	10.8						2.9		175
180	22.8	21.7	20.6	21.9	21.2	20.4	20.4	19.9	19.4	18.3	17.6	17	16.2	15.6	15	11.6	10.8	10.9					2.9		180
185	22.8	21.7	20.5	21.9	21.2	20.3	20.4	19.9	19.4	18.3	17.6	17	16.2	15.6	15	11.6	10.8	11					2.9		185
190	22.7	21.7	20.5	21.9	21.2	20.3	20.4	19.9	19.3	18.3	17.6	17	16.2	15.6	15	11.6	10.8	11				6	2.9		190
195	21.3	21.7	20.5	21.9	21.2	20.3	20.4	19.9	19.3	18.3	17.6	17	16.2	15.6	15	11.6	10.8	11				6.3	2.9		195
200		21.7	20.5	21.1	21.2	20.3	20.4	19.9	19.3	18.3	17.6	17	16.2	15.6	15	11.6	10.8	10.8				6.4	2.9		200
205			20.5		21.2		20.3	19.9	19.3		17.6	17	16.2	15.6	15								6.5	2.9	205
210			20.5				20.3	19.9	19.3		17.6	17	16.2	15.6	15								6.6	2.9	210
215							20.3	19.9	19.3		17.6	17	16.2	15.6	15								6.6	2.9	215
220							20.																		

# Lifting capacities

## Forces de levage

# TN 217 ft



	49 ft + 11 ft 6 in*			66 ft + 11 ft 6 in*			82 ft + 11 ft 6 in*			99 ft + 11 ft 6 in*			115 ft + 11 ft 6 in*			132 ft + 11 ft 6 in*			149 ft + 11 ft 6 in*				
	82°	75°	68°	82°	75°	68°	82°	75°	68°	82°	75°	68°	82°	75°	68°	82°	75°	68°	82°	75°	68°		
85	20.3			19.3			17.9															85	
90	20.2			19.1			17.7			15.6			13.4									90	
95	20			18.9			17.5			15.5			13.4			9.1				4.4		95	
100	19.8			18.7			17.4			15.4			13.3			8.9				4.3		100	
105	19.6			18.6			17.2			15.2			13.1			8.8				4.2		105	
110	19.4			18.5			17			15.1			13			8.6				4.1		110	
115	19.2	19		18.3			16.9			15			12.8			8.5				4		115	
120	19.1	18.9		18.2	18		16.8			14.9			12.7			8.4				3.9		120	
125	19	18.7		18.1	17.8		16.8	16.5		14.8			12.5			8.3				3.8		125	
130	18.9	18.6		18	17.7		16.7	16.4		14.7	14.4		12.4	11.9		8.2				3.8		130	
135	18.8	18.5		17.8	17.5		16.6	16.3		14.6	14.3		12.3	11.8		8.1	7.5			3.7		135	
140	18.7	18.4		17.7	17.4		16.5	16.2		14.6	14.2		12.3	11.7		8.1	7.4			3.6	3	140	
145	18.6	18.3	17.9	17.6	17.3		16.4	16.1		14.6	14.2		12.3	11.7		8.1	7.3			3.6	3	145	
150	18.6	18.2	17.8	17.5	17.1	16.8	16.4	16		14.5	14.1		12.3	11.7		8.1	7.3			3.6	3	150	
155	18.5	18	17.7	17.5	17.1	16.8	16.3	15.9		14.5	14.1		12.3	11.7		8.1	7.3			3.6	3.1	155	
160	18.4	17.9	17.6	17.5	17.1	16.8	16.3	15.8	15.6	14.5	14		12.3	11.7		8.1	7.3			3.6	3.2	160	
165	18.3	17.8	17.5	17.4	17.1	16.8	16.2	15.8	15.5	14.5	14	13.7	12.3	11.7		8.1	7.3			3.6	3.3	165	
170	18.3	17.6	17.3	17.4	17.1	16.8	16.2	15.7	15.4	14.5	14	13.6	12.3	11.7		8.1	7.3			3.6	3.3	170	
175	18.3	17.5	17.1	17.4	17.1	16.7	16.2	15.6	15.3	14.5	13.9	13.5	12.3	11.7	11.7	8.1	7.3			3.6	3.4	175	
180	18.2	17.4	17	17.4	17	16.7	16.2	15.6	15.3	14.5	13.9	13.5	12.3	11.7	11.7	8.1	7.3			3.6	3.5	180	
185	18.2	17.4	16.8	17.4	17	16.6	16.2	15.6	15.3	14.5	13.9	13.4	12.3	11.7	11.7	8.1	7.3	7.5		3.6	3.6	185	
190	18.1	17.4	16.7	17.4	17	16.5	16.2	15.6	15.3	14.5	13.9	13.4	12.3	11.7	11.7	8.1	7.3	7.5		3.6	3.6	190	
195	18.1	17.4	16.6	17.4	17	16.4	16.2	15.6	15.3	14.5	13.9	13.4	12.3	11.7	11.7	8.1	7.3	7.5		3.6	3.7	3.3	195
200	18.1	17.4	16.5	17.4	17	16.3	16.2	15.6	15.3	14.5	13.9	13.4	12.3	11.7	11.6	8.1	7.3	7.5		3.6	3.8	3.3	200
205	18.1	17.4	16.5	17.4	17	16.3	16.2	15.6	15.3	14.5	13.9	13.4	12.3	11.7	11.6	8.1	7.3	7.5		3.6	3.8	3.4	205
210	18.1	17.4	16.5	17.4	17	16.2	16.2	15.6	15.3	14.5	13.9	13.4	12.3	11.7	11.6	8.1	7.3	7.5		3.6	3.8	3.6	210
215	17.5	17.4	16.5	17.4	17	16.2	16.2	15.6	15.3	14.5	13.9	13.4	12.3	11.7	11.6	8.1	7.3	7.5		3.6	3.7	3.7	215
220		17.4	16.5	17.2	17	16.2	16.2	15.6	15.3	14.5	13.9	13.4	12.3	11.7	11.6	8.1	7.3	7.5		3.6	3.7	3.7	220
225			16.5		17	16.2		15.6	15.3		13.9	13.4	12.3	11.7	11.6	8.1	7.3	7.5		3.6	3.7	3.8	225
230			16.5			16.2		15.6	15.3		13.9	13.4		11.7	11.6		7.3	7.5			3.7	3.8	230
235						16.2		15.6	15.3		13.9	13.4		11.7	11.6		7.3	7.5			3.7	3.8	235
240									15.3		13.9	13.4		11.7	11.6		7.3	7.3			3.7	3.7	240
245												13.3			11.6		7.3	7.1			3.7	3.7	245
250															11.6		6.9				3.7	3.7	250
255															11.5						3.7	3.7	255
260																						3.7	260
265																						3.7	265

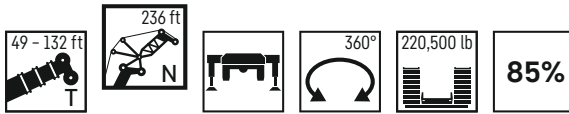
\* adapter - pièce d'adaptateur

t\_180\_55005\_00\_000

# Lifting capacities

## Forces de levage

# TN 236 ft



	49 ft + 11 ft 6 in*			66 ft + 11 ft 6 in*			82 ft + 11 ft 6 in*			99 ft + 11 ft 6 in*			115 ft + 11 ft 6 in*			132 ft + 11 ft 6 in*			
	N 236 ft																		
	82°	75°	68°	82°	75°	68°	82°	75°	68°	82°	75°	68°	82°	75°	68°	82°	75°	68°	
90	15.9																		90
95	15.8			15.1			13.9			12.2			10						95
100	15.7			15			13.9			12.1			10			6.2			100
105	15.6			14.8			13.7			12			9.8			6			105
110	15.4			14.6			13.6			11.9			9.7			5.9			110
115	15.3			14.5			13.4			11.8			9.5			5.8			115
120	15.1			14.4			13.3			11.7			9.4			5.7			120
125	15	14.5		14.2	13.7		13.2			11.6			9.3			5.6			125
130	14.8	14.5		14.1	13.7		13			11.5			9.1			5.5			130
135	14.7	14.5		14	13.7		12.9	12.7		11.4			9			5.4			135
140	14.6	14.4		13.9	13.7		12.9	12.6		11.3	11		8.9			5.4			140
145	14.5	14.3		13.8	13.6		12.8	12.6		11.3	10.9		8.8	8.5		5.3			145
150	14.4	14.2		13.7	13.5		12.7	12.5		11.2	10.9		8.8	8.5		5.3			150
155	14.3	14.1		13.6	13.4		12.6	12.4		11.2	10.8		8.8	8.6		5.3	4.9		155
160	14.2	14	13.6	13.5	13.3		12.6	12.3		11.1	10.8		8.8	8.6		5.3	4.9		160
165	14.1	13.9	13.6	13.4	13.2	12.8	12.5	12.2		11.1	10.7		8.8	8.6		5.3	5		165
170	14.1	13.8	13.6	13.4	13.1	12.8	12.5	12.2		11.1	10.7		8.8	8.6		5.3	5		170
175	14.1	13.7	13.6	13.3	13.1	12.8	12.5	12.1	11.8	11	10.7		8.8	8.6		5.3	5.1		175
180	14.1	13.6	13.5	13.3	13	12.8	12.4	12.1	11.8	11	10.6	10.3	8.8	8.6		5.3	5.2		180
185	14	13.6	13.3	13.2	12.9	12.7	12.4	12	11.8	11	10.6	10.3	8.8	8.6	8.6	5.3	5.3		185
190	14	13.5	13.2	13.2	12.9	12.7	12.4	11.9	11.7	11	10.5	10.3	8.8	8.6	8.6	5.3	5.3		190
195	14	13.5	13.1	13.2	12.9	12.7	12.4	11.9	11.6	11	10.5	10.2	8.8	8.6	8.6	5.3	5.3	5	195
200	14	13.4	13	13.2	12.9	12.7	12.4	11.9	11.6	11	10.5	10.1	8.8	8.6	8.6	5.3	5.4	5.1	200
205	14	13.4	12.9	13.2	12.9	12.7	12.4	11.9	11.6	11	10.4	10.1	8.8	8.6	8.6	5.3	5.4	5.2	205
210	14	13.4	12.8	13.2	12.9	12.6	12.4	11.9	11.6	11	10.4	10	8.8	8.6	8.6	5.3	5.4	5.3	210
215	14	13.4	12.7	13.2	12.9	12.6	12.4	11.9	11.6	11	10.4	10	8.8	8.6	8.6	5.3	5.4	5.3	215
220	14	13.4	12.7	13.2	12.9	12.6	12.4	11.9	11.6	11	10.4	10	8.8	8.6	8.6	5.3	5.4	5.4	220
225	14	13.4	12.7	13.2	12.9	12.6	12.4	11.9	11.6	11	10.4	10	8.8	8.6	8.6	5.3	5.4	5.4	225
230	14	13.4	12.7	13.2	12.9	12.6	12.4	11.9	11.6	11	10.4	10	8.8	8.6	8.6	5.3	5.3	5.4	230
235	13.9	13.4	12.7	13.2	12.9	12.6	12.4	11.9	11.6	11	10.4	10	8.8	8.6	8.6	5.3	5.3	5.4	235
240		13.4	12.7	13	12.9	12.6	12.4	11.9	11.6	11	10.4	10	8.8	8.6	8.6	5.3	5.3	5.3	240
245			12.7		12.9	12.6		11.9	11.6		10.4	10	8.8	8.6	8.6	5.3	5.3	5.3	245
250				12.7				11.9	11.6		10.4	10		8.6	8.6		5.3	5.3	250
255						12.6		11.9	11.6		10.4	10		8.6	8.6		5.3	5.3	255
260									11.6				10		8.6		5.3	5.3	260
265												10			8.6		5.3	5.3	265
270															8.6			5.1	270
275															8.6			4.9	275
280																		4.8	280

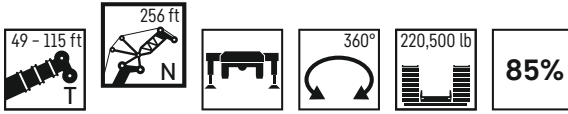
\* adapter - pièce d'adaptateur

t\_180\_55105\_00\_000

# Lifting capacities

## Forces de levage

# TN 256 ft



	49 ft + 11 ft 6 in*			66 ft + 11 ft 6 in*			82 ft + 11 ft 6 in*			99 ft + 11 ft 6 in*			115 ft + 11 ft 6 in*			
	82°	75°	68°	82°	75°	68°	82°	75°	68°	82°	75°	68°	82°	75°	68°	
95	12.5															95
100	12.4			11.7			10.7			9			6.6			100
105	12.4			11.7			10.7			8.9			6.5			105
110	12.3			11.6			10.6			8.7			6.4			110
115	12.1			11.5			10.6			8.6			6.3			115
120	12			11.3			10.5			8.4			6.1			120
125	11.9			11.2			10.4			8.3			6			125
130	11.7			11.1			10.2			8.2			5.9			130
135	11.6	11.2		11			10.1			8.1			5.8			135
140	11.5	11.2		10.9	10.5		10	9.5		8			5.7			140
145	11.4	11.2		10.8	10.5		9.9	9.6		8	7.6		5.7			145
150	11.3	11.1		10.7	10.5		9.8	9.6		7.9	7.6		5.7			150
155	11.2	11		10.6	10.5		9.8	9.5		7.9	7.7		5.7	5.4		155
160	11	10.9		10.5	10.4		9.7	9.5		7.9	7.7		5.7	5.5		160
165	10.9	10.8	10	10.4	10.3		9.6	9.4		7.9	7.8		5.7	5.5		165
170	10.8	10.7	10.2	10.4	10.2		9.6	9.3		7.9	7.8		5.7	5.6		170
175	10.8	10.6	10.2	10.3	10.1	9.4	9.5	9.3		7.9	7.8		5.7	5.6		175
180	10.7	10.6	10.3	10.2	10	9.5	9.5	9.2	8.5	7.9	7.8		5.7	5.7		180
185	10.7	10.5	10.4	10.2	10	9.6	9.5	9.1	8.6	7.9	7.8	7.3	5.7	5.7		185
190	10.7	10.5	10.3	10.1	9.9	9.7	9.4	9.1	8.6	7.9	7.8	7.4	5.7	5.8		190
195	10.6	10.4	10.3	10.1	9.8	9.6	9.4	9	8.7	7.9	7.8	7.5	5.7	5.8		195
200	10.6	10.4	10.2	10.1	9.8	9.5	9.4	8.9	8.6	7.9	7.7	7.5	5.7	5.8	5.6	200
205	10.6	10.3	10	10.1	9.7	9.4	9.4	8.9	8.6	7.9	7.7	7.5	5.7	5.9	5.7	205
210	10.6	10.3	9.9	10.1	9.7	9.4	9.4	8.8	8.6	7.9	7.7	7.5	5.7	5.9	5.8	210
215	10.6	10.2	9.8	10.1	9.7	9.4	9.4	8.8	8.6	7.9	7.7	7.4	5.7	5.9	5.8	215
220	10.5	10.2	9.7	10	9.7	9.4	9.4	8.8	8.5	7.9	7.7	7.4	5.7	5.9	5.8	220
225	10.4	10.2	9.7	10	9.7	9.4	9.4	8.8	8.5	7.9	7.7	7.4	5.7	5.8	5.8	225
230	10.3	10.1	9.6	9.9	9.7	9.4	9.3	8.8	8.5	7.9	7.7	7.4	5.7	5.8	5.8	230
235	10.3	10.1	9.6	9.9	9.7	9.4	9.3	8.8	8.5	7.9	7.7	7.4	5.7	5.8	5.8	235
240	10.3	10.1	9.6	9.9	9.7	9.4	9.3	8.8	8.5	7.9	7.7	7.4	5.7	5.8	5.8	240
245	10.3	10.1	9.6	9.9	9.7	9.4	9.2	8.8	8.5	7.9	7.7	7.4	5.7	5.8	5.8	245
250	10.3	10.1	9.6	9.9	9.7	9.4	9.2	8.8	8.5	7.9	7.7	7.4	5.7	5.8	5.8	250
255	10.3	10.1	9.6	9.9	9.7	9.4	9.2	8.8	8.5	7.9	7.7	7.4	5.7	5.8	5.8	255
260		10.1	9.6	9.7	9.7	9.4	9.2	8.8	8.5	7.9	7.7	7.4	5.7	5.8	5.8	260
265			9.6		9.7	9.4		8.8	8.5		7.7	7.4	5.7	5.8	5.8	265
270			9.6			9.4		8.8	8.5		7.7	7.4		5.8	5.8	270
275						9.4		8.8	8.5		7.7	7.4		5.8	5.8	275
280									8.5			7.4		5.8	5.8	280
285												7.4			5.8	285
290															5.8	290
295															5.8	295

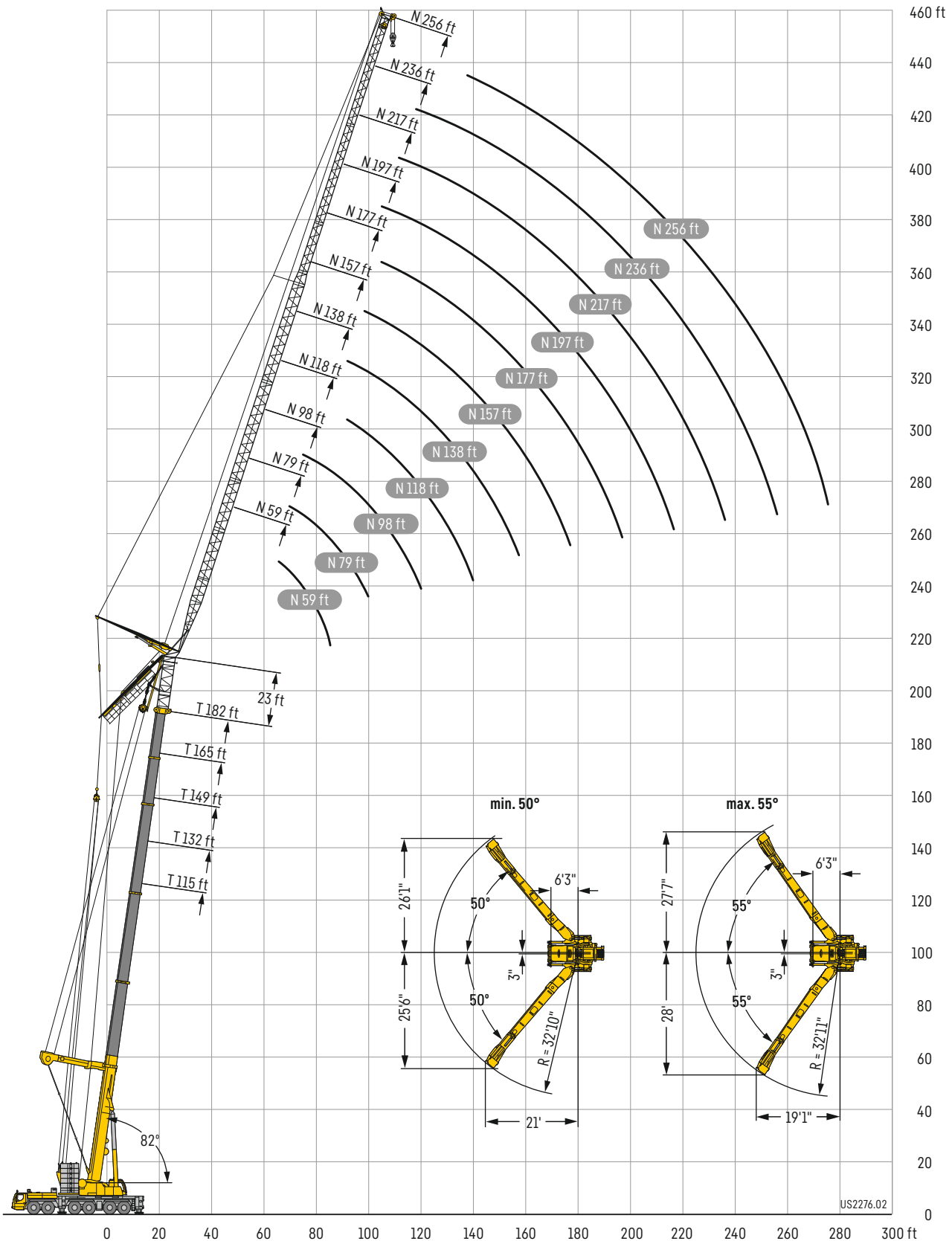
\* adapter - pièce d'adaptateur

t\_180\_55205\_00\_000

# Lifting heights

## Hauteurs de levage

**TYVEN**

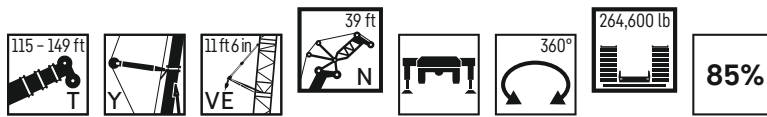


Angle of the Y-suspension between 50° and 55° depending on the extension condition of the individual telescopic sections  
 Angle du haubannage Y entre 50° et 55°, en fonction de l'état de sortie des différents éléments télescopiques

# Lifting capacities

## Forces de levage

# TYVEN 39 ft

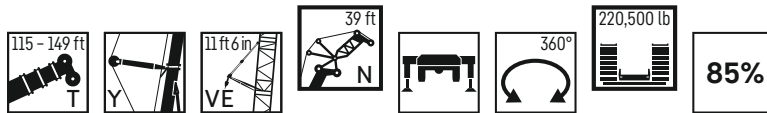


	115 ft + 23 ft*		132 ft + 23 ft*	149 ft + 23 ft*	
	N 39 ft**				
	82°	75°	82°	82°	
40	122.3				40
42	124.9				42
44	124.8				44
46	123.3		109.9		46
48	120.3		109.2		48
50	117.4		108.5	97.6	50
55			104.5	96.3	55
60					60
65		100.1			65
70		93.2			70

\* adapter 11 ft 6 in + telescopic boom extension 11 ft 6 in - pièce d'adaptateur 11 ft 6 in + rallonge de flèche télescopique 11 ft 6 in

t\_180\_64103\_00\_000

\*\* Hookblock with deadweight of 6615 lb necessary - Moufle à crochet de poids minimal de 6615 lb nécessaire



	115 ft + 23 ft*		132 ft + 23 ft*	149 ft + 23 ft*	
	N 39 ft**				
	82°	75°	82°	82°	
40	122.3				40
42	124.9				42
44	124.8				44
46	123.3		109.9		46
48	120.3		109.2		48
50	117.4		108.5	97.6	50
55			104.5	96.3	55
60					60
65		93.9			65
70		87.1			70

\* adapter 11 ft 6 in + telescopic boom extension 11 ft 6 in - pièce d'adaptateur 11 ft 6 in + rallonge de flèche télescopique 11 ft 6 in

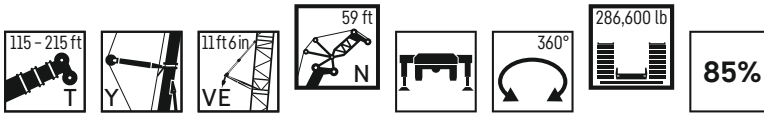
t\_180\_64105\_00\_000

\*\* Hookblock with deadweight of 6615 lb necessary - Moufle à crochet de poids minimal de 6615 lb nécessaire

# Lifting capacities

## Forces de levage

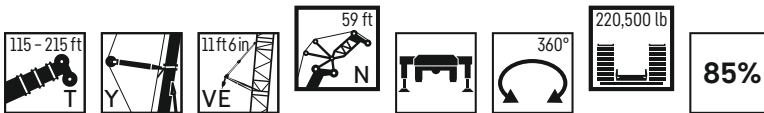
# TYVEN 59 ft



	115 ft + 23 ft*			132 ft + 23 ft*			149 ft + 23 ft*			165 ft + 23 ft*			182 ft + 23 ft*			198 ft + 23 ft*			215 ft + 23 ft*			
	82°	75°	68°	82°	75°	68°	82°	75°	68°	82°	75°	68°	82°	75°	68°	82°	75°	68°	82°	75°	68°	
	N 59 ft***																					
46	83.5																					46
48	85.8																					48
50	88.2																					50
55	93.4			89.3							72.2											55
60	97.2			90.1			81.7				71.8											60
65	97.5			88.6			80.9				70.7			62			53.6					65
70	93.3	92.8		84.5			79.8				69.6			61.2			52.9			46.7		70
75		88.5		80.4	77.6		77.6				68			60.3			52.1			46.2		75
80		83			74.9									59.4			51.3			45.3		80
85		77.9			70.1			64.6						58.5			50.5			44.3		85
90		73.4	64.8		66.3			60.9				58.9										90
95			61.9					57.5				56.7				53.2						95
100			58.7				47.7					54.5						41.1				100
105							45.1											40.6				105
110							42.6				37							39.5			34.7	110
115											35.3										33.6	115
120																						120
125																						125
130																32.5						130
135																			18.1			135
140																					17.8	140

\* adapter 11 ft 6 in + telescopic boom extension 11 ft 6 in - pièce d'adaptateur 11 ft 6 in + rallonge de flèche télescopique 11 ft 6 in  
 \*\*\* Hookblock with deadweight of 3200 lb necessary - Moufle à crochet de poids minimal de 3200 lb nécessaire

t\_180\_64202\_00\_000



	115 ft + 23 ft*			132 ft + 23 ft*			149 ft + 23 ft*			165 ft + 23 ft*			182 ft + 23 ft*			198 ft + 23 ft*			215 ft + 23 ft*			
	82°	75°	68°	82°	75°	68°	82°	75°	68°	82°	75°	68°	82°	75°	68°	82°	75°	68°	82°	75°	68°	
	N 59 ft***																					
46	83.5																					46
48	85.8																					48
50	88.2																					50
55	93.4			89.3							72.2											55
60	97.2			90.1			81.7				71.8											60
65	97.5			88.6			80.9				70.7			62			53.6					65
70	93.3	84.8		84.5			79.8				69.6			61.2			52.9			46.7		70
75		80.4		80.4	73.9		77.6				68			60.3			52.1			46.2		75
80		75.2			71									59.4			51.3			45.3		80
85		70.5			66.6			62.8						58.5			50.5			44.3		85
90		66.4	57.7		62.8			59.6				55.6										90
95			54.9					56.4				52.7				46						95
100			51.8				47					50				44.5			41.1			100
105							44.4												40.6			105
110							42				37								39			110
115											35.3										34.7	115
120																					33.6	120
125																						125
130																24.1						130
135																				18.1		135
140																					17.3	140

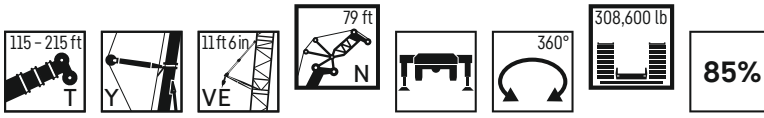
\* adapter 11 ft 6 in + telescopic boom extension 11 ft 6 in - pièce d'adaptateur 11 ft 6 in + rallonge de flèche télescopique 11 ft 6 in  
 \*\*\* Hookblock with deadweight of 3200 lb necessary - Moufle à crochet de poids minimal de 3200 lb nécessaire

t\_180\_64205\_00\_000

# Lifting capacities

## Forces de levage

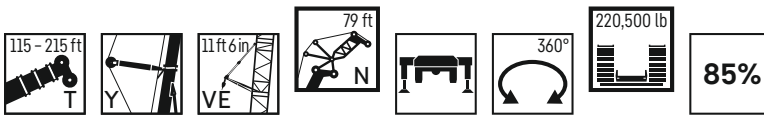
# TYVEN 79 ft



	115 ft + 23 ft*			132 ft + 23 ft*			149 ft + 23 ft*			165 ft + 23 ft*			182 ft + 23 ft*			198 ft + 23 ft*			215 ft + 23 ft*			
	82°	75°	68°	82°	75°	68°	82°	75°	68°	82°	75°	68°	82°	75°	68°	82°	75°	68°	82°	75°	68°	
55	70.3																					55
60	74			71.4																		60
65	78.2			74.6						61												65
70	80			74.4				67.5		60.3			52.5			46.1						70
75	79.8	78.9		73				67.2		59.5			52.1			45.6				40.2		75
80	77.8	77.6		70.7				66.4		58.7			51.4			45				39.9		80
85	74.4	74.7		67.6	66.2			65.5		57.8			50.7			44.3				39.3		85
90	71.2	71.9		64.7	63.9			64.2		56.8			49.9			43.6				38.7		90
95		69.2		61.9	61.5			62.1	61	55	52.4			49.2						37.9		95
100		66.6	58.4		59.3				58.8		51.1			48.5	46.4					36.9		100
105		63.9	57		57.1				56.7		49.3				46.3							105
110		60.9	54.3		55				54.2		47.5				44.8				38.5			110
115			51.7						51.8		45.9				43.4					37.8		115
120			49.4								44.2				42					36.8		120
125																				35.6		125
130																				34.4		130
135																						135
140																						140
145																						145
150																						150
155																						155
160																						160

\* adapter 11 ft 6 in + telescopic boom extension 11 ft 6 in · pièce d'adaptateur 11 ft 6 in + rallonge de flèche télescopique 11 ft 6 in

t\_180\_64301\_00\_000



	115 ft + 23 ft*			132 ft + 23 ft*			149 ft + 23 ft*			165 ft + 23 ft*			182 ft + 23 ft*			198 ft + 23 ft*			215 ft + 23 ft*			
	82°	75°	68°	82°	75°	68°	82°	75°	68°	82°	75°	68°	82°	75°	68°	82°	75°	68°	82°	75°	68°	
55	70.3																					55
60	74			71.4																		60
65	78.2			74.6						61												65
70	80			74.4				67.5		60.3			52.5			46.1						70
75	79.8	77.8		73				67.2		59.5			52.1			45.6				40.2		75
80	77.8	74.7		70.7				66.4		58.7			51.4			45				39.9		80
85	74.4	70.1		67.6	66			65.5		57.8			50.7			44.3				39.3		85
90	71.2	66.1		64.7	62.4			64.2		56.8			49.9			43.6				38.7		90
95		62.4		61.9	58.9			62.1	54.5	55	49.4			49.2						37.9		95
100		59.1	49.7		55.7				51.7		47.8			48.5	42.3					36.9		100
105		56	48.3		52.6				49.2		45.4				41.2							105
110		53.1	45.8		49.9	41			46.9		43.3				39.3				36.7			110
115			43.5			39.3			44.7		41.4				37.6					35.3		115
120			41.3			37.3					39.6				36					33.8		120
125						35.5					32.2									32.3		125
130						33.8					30.9									31		130
135											29.6											135
140																						140
145																						145
150																						150
155																						155
160																						160

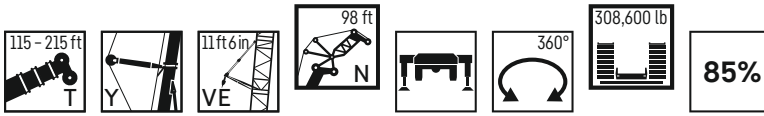
\* adapter 11 ft 6 in + telescopic boom extension 11 ft 6 in · pièce d'adaptateur 11 ft 6 in + rallonge de flèche télescopique 11 ft 6 in

t\_180\_64305\_00\_000

# Lifting capacities

## Forces de levage

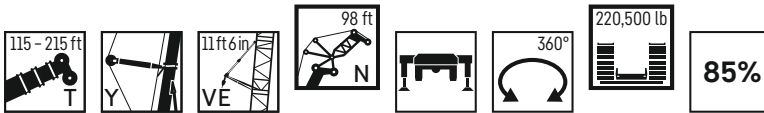
# TYVEN 98 ft



	115 ft + 23 ft*			132 ft + 23 ft*			149 ft + 23 ft*			165 ft + 23 ft*			182 ft + 23 ft*			198 ft + 23 ft*			215 ft + 23 ft*				
	82°	75°	68°	82°	75°	68°	82°	75°	68°	82°	75°	68°	82°	75°	68°	82°	75°	68°	82°	75°	68°		
60	58.9																					60	
65	61.1																					65	
70	63.7			61.8						51.2												70	
75	65.7			62.2			56.3			51.2			44.7					39.3				75	
80	66.9			61.9			56.1			50.6			44.5					39.1				80	
85	66.6			61.2			55.6			50			44					38.6			34	85	
90	65.6	65		60			54.9			49.4			43.4					38			33.6	90	
95	63.5	63.6		58	57.2		54.2			48.7			42.9					37.5			33	95	
100	60.9	61.4		55.5	54.9		53.4	52.5		48.1			42.3					36.9			32.5	100	
105	58.3	59.1		53.3	52.8		52.5	51.8		47.4			41.7					36.4			31.9	105	
110	55.8	56.9		51	50.8		50.5	49.9		46.7	45.7		41.1					35.8			31.4	110	
115		54.8	50.9	48.8	48.9		48.6	48.1		45.5	44.5		40.5	39.2				35.2	33.8		30.8	115	
120		52.8	48.5		47.1	44.7		46.4		42.9	41.4		39.9	38.6				34.7	33.6		30.2	28.1	120
125		50.8	46.3		45.4	42.6		44.8		41.4			38	38				34.7	33.1		28	28	125
130		48.8	44.4		43.7	40.8		43.3	38.7		40			37.2				34.7	32.3			26.9	130
135			42.5			39.1		41.8	37.3		38.7			36.1				34.7	31.4			26	135
140			40.8			37.4			35.7		37.4	32.5		34.9				34.9	30.5			25	140
145						35.9			34.2			31.1						34.9	29.4			24.1	145
150						34.6					32.9							27.1	28.3			23.3	150
155											31.6							27.1	26.1			22.5	155
160																		25.1				21.2	160
165																		25.1				20.6	165
170																		24.1				19.8	170
175																		23.2				19.8	175
180																						18.8	180

\* adapter 11 ft 6 in + telescopic boom extension 11 ft 6 in · pièce d'adaptateur 11 ft 6 in + rallonge de flèche télescopique 11 ft 6 in

t\_180\_64401\_00\_000



	115 ft + 23 ft*			132 ft + 23 ft*			149 ft + 23 ft*			165 ft + 23 ft*			182 ft + 23 ft*			198 ft + 23 ft*			215 ft + 23 ft*				
	82°	75°	68°	82°	75°	68°	82°	75°	68°	82°	75°	68°	82°	75°	68°	82°	75°	68°	82°	75°	68°		
60	58.9																						60
65	61.1																						65
70	63.7			61.8						51.2													70
75	65.7			62.2			56.3			51.2			44.7					39.3					75
80	66.9			61.9			56.1			50.6			44.5					39.1					80
85	66.6			61.2			55.6			50			44					38.6			34		85
90	65.6	64.3		60			54.9			49.4			43.4					38			33.6		90
95	63.5	61.8		58	57		54.2			48.7			42.9					37.5			33		95
100	60.9	58.4		55.5	54.4		53.4	51		48.1			42.3					36.9			32.5		100
105	58.3	55.4		53.3	51.7		52.5	48.4		47.4			41.7					36.4			31.9		105
110	55.8	52.5		51	49.2		50.5	46.2		46.7	41.2		41.1					35.8			31.4		110
115		49.9	42.7	48.8	46.7		48.6	44.1		45.5	39.4		40.5	35.7				35.2	32.9		30.8		115
120		47.4	40.5		44.4	36		42.1			37.6		39.9	34.1				34.7	31.9		30.2	28.1	120
125		45.1	38.6		42.3	34.4		40.3			36			32.6				34.7	30.5			27.8	125
130		43	36.8		40.3	33		38.7	29.8		34.5			31.2				34.7	29.2			26.6	130
135			35.1			31.5		37	28.8		33.1			30				34.7	28			25.5	135
140			33.5			30			27.6		31.8	23.1						34.7	26.9			24.5	140
145						28.7			26.5			22.1						34.7	25.8			23.5	145
150						27.4			25.4			21.2						34.7	24.8			22.6	150
155									24.5			20.4						34.7	24.8			21.7	155
160												19.6						34.7	24.8			21.7	160
165																		34.7	24.8			21.7	165
170																		34.7	24.8			21.7	170
175																		34.7	24.8			21.7	175
180																		34.7	24.8			21.7	180

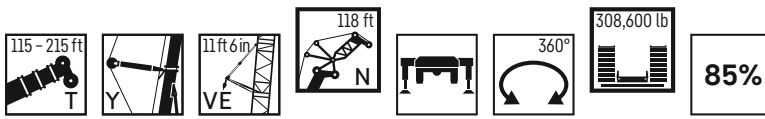
\* adapter 11 ft 6 in + telescopic boom extension 11 ft 6 in · pièce d'adaptateur 11 ft 6 in + rallonge de flèche télescopique 11 ft 6 in

t\_180\_64405\_00\_000

# Lifting capacities

## Forces de levage

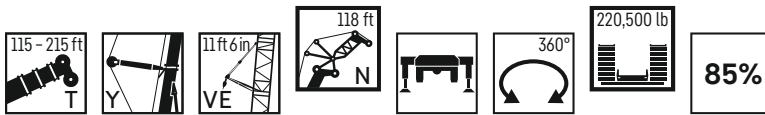
# TYVEN 118 ft



	115 ft + 23 ft*			132 ft + 23 ft*			149 ft + 23 ft*			165 ft + 23 ft*			182 ft + 23 ft*			198 ft + 23 ft*			215 ft + 23 ft*			
	82°	75°	68°	82°	75°	68°	82°	75°	68°	82°	75°	68°	82°	75°	68°	82°	75°	68°	82°	75°	68°	
70	50.2																					70
75	51.8			50.1			40															75
80	53.4			50.8			43.5			41.2												80
85	54.5			51.1			46.1			42.2								32.5				85
90	54.2			50.9			46.5			42.2			37.1			32.4				28.3		90
95	53.6	52.2		50.5			46.3			41.8			36.8			32.1				28.1		95
100	52.6	52.1		50	48.6		45.8			41.4			36.4			31.7				27.8		100
105	51.1	52.1		49.2	47.8		45.4			40.9			36			31.3				27.5		105
110	49.4	51		47.3	46.1		44.8	43.9		40.4			35.5			30.8				27		110
115	47.8	49.5		45.6	44.5		44.3	43.6		39.9	38.6		35.1			30.4				26.6		115
120	46.1	47.9	45.8	43.9	42.9		43.8	43.2		39.4	38.4		34.6	33.1		29.9	28.4			26.2		120
125	44.6	46.2	45.1	42.2	41.5		43.3	42.6		38.9	38.1		34.2	33		29.5	28.4			25.7		125
130	43.1	44.7	43.8	40.6	40.1	38	42	41.2		38.4	37.6		33.7	32.7		29	28.1			25.3		130
135		43.3	42.2		38.7	37.1	40.6	39.8		37.7	36.6		33.3	32.4		28.6	27.8			24.9	23.6	135
140		41.8	40.5		37.4	36.1		36.6	34.7		35.5		32.9	31.9		28.2	27.4			24.5	22.9	140
145		40.4	38.8		36.2	35		37.4	33.3		34.3			31.4			27.1				22.1	145
150		38.9	37.3		35	34		36.2	32		33.3	28.7					26.5				21.4	150
155			35.9			32.9		35.1	30.7		32.3	27.6					25.4				20.7	155
160						31.7			29.6		31.3	26.5		29	24		24.1				20.1	160
165						30.5			28.4			25.5					22.6				19.4	165
170						29.3			27.4			24.5					21	8.2			18.8	170
175									26.4			23.6					21.3				18.2	175
180												22.8					20.5				9.4	180
185																	19.8				9.4	185
190																	19.1				9.3	190
195																		7.8			9.1	195
200																					8.9	200

\* adapter 11 ft 6 in + telescopic boom extension 11 ft 6 in - pièce d'adaptateur 11 ft 6 in + rallonge de flèche télescopique 11 ft 6 in

t\_180\_64501\_00\_000



	115 ft + 23 ft*			132 ft + 23 ft*			149 ft + 23 ft*			165 ft + 23 ft*			182 ft + 23 ft*			198 ft + 23 ft*			215 ft + 23 ft*				
	82°	75°	68°	82°	75°	68°	82°	75°	68°	82°	75°	68°	82°	75°	68°	82°	75°	68°	82°	75°	68°		
70	50.2																					70	
75	51.8			50.1			40															75	
80	53.4			50.8			43.5			41.2												80	
85	54.5			51.1			46.1			42.2								32.5				85	
90	54.2			50.9			46.5			42.2			37.1			32.4				28.3		90	
95	53.6	52.2		50.5			46.3			41.8			36.8			32.1				28.1		95	
100	52.6	52.1		50	48.6		45.8			41.4			36.4			31.7				27.8		100	
105	51.1	52.1		49.2	47.8		45.4			40.9			36			31.3				27.5		105	
110	49.4	51		47.3	46.1		44.8	43.8		40.4			35.5			30.8				27		110	
115	47.8	49.3		45.6	44.5		44.3	42.3		39.9	37.1		35.1			30.4				26.6		115	
120	46.1	47.2	39.3	43.9	42.9		43.8	40.4		39.4	36		34.6	31.7		29.9	28.4			26.2		120	
125	44.6	45	38.2	42.2	41.5		43.3	38.7		38.9	34.4		34.2	31		29.5	28.4			25.7		125	
130	43.1	42.9	36.5	40.6	40.1	31.9	42	37.1		38.4	32.9		33.7	29.7		29	28			25.3		130	
135		41	34.8		38.4	30.8	40.6	35.6		37.7	31.6		33.3	28.4		28.6	27.1			24.9	23.6	135	
140		39.2	33.2		36.7	29.5		34.2	26.1		30.3		32.9	27.3		28.2	26			24.5	22.9	140	
145		37.5	31.8		35.1	28.3		32.9	25		29.1			26.2			24.9				22.1	145	
150		35.9	30.4		33.6	27.2		31.6	24		28	19.7					23.9				21.4	150	
155			29.2			26		30.4	23.1		27	18.9					23				20.7	155	
160						24.9			22.2		26	18.2		23.3	15		22.2				20.1	160	
165						23.9			21.4			17.4			14.4		21.3				19.4	165	
170						22.9			20.6			16.8			13.8		20.6	8.2			18.7	170	
175									19.8			16.1			13.2			8.5			18	9.2	175
180												15.5			12.7			8.5				9.2	180
185															12.2			8.4				8.8	185
190															11.7			8.2				8.4	190
195																		7.8				8	195
200																						7.7	200

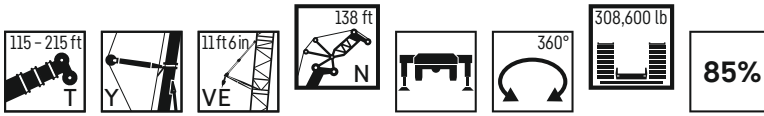
\* adapter 11 ft 6 in + telescopic boom extension 11 ft 6 in - pièce d'adaptateur 11 ft 6 in + rallonge de flèche télescopique 11 ft 6 in

t\_180\_64505\_00\_000

# Lifting capacities

## Forces de levage

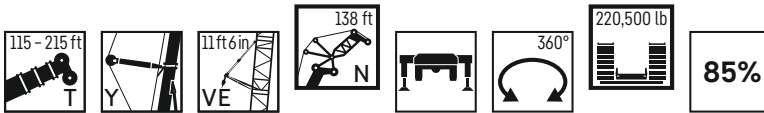
# TYVEN 138 ft



	115 ft + 23 ft*			132 ft + 23 ft*			149 ft + 23 ft*			165 ft + 23 ft*			182 ft + 23 ft*			198 ft + 23 ft*			215 ft + 23 ft*			
	82°	75°	68°	82°	75°	68°	82°	75°	68°	82°	75°	68°	82°	75°	68°	82°	75°	68°	82°	75°	68°	
75	44.5			40.2																		75
80	45			41			36															80
85	45.3			41.5			37.4															85
90	44.9			41.8			37.9			33.3												90
95	44.2			41.8			38.2			34.4			26.9			26.5			23.5			95
100	43.3	42.5		41.7			38.2			34.7			30			26.5			23.4			100
105	42.2	42.4		41.3			38.1			34.7			30.5			26.4			23.3			105
110	41.1	42.4		40.7	40.5		37.8			34.4			30.3			26.2			23.1			110
115	39.7	41.5		40	40		37.4	36.5		34			30			25.9			22.9			115
120	38.2	40.2		38.9	39.1		37.1	36.4		33.6	32.2		29.7			25.6			22.6			120
125	36.8	38.8		37.5	37.7		36.7	36.1		33.2	32.2		29.3			25.3			22.3			125
130	35.5	37.5		36.2	36.5		36.2	35.8		32.8	32		29			24.9			21.9			130
135	34.2	36.3	34.7	34.9	35.2		35.3	35.5		32.5	31.7		28.6	27.5		24.6	23.5		21.6			135
140	33	35	33.7	33.7	34	31.6	34.2	34.8		32.1	31.4		28.3	27.2		24.2	23.3		21.2	19.9		140
145	31.9	33.9	32.7	32.5	32.9	30.8	33.1	33.8		31.7	31.2		27.9	27		23.9	23		20.9	19.8		145
150	30.9	32.8	31.8	31.5	31.8	30	32	32.7	30.7	31.4	30.8		27.6	26.8		23.6	22.7		20.5	19.6		150
155		31.6	30.8		30.8	29.1	31	31.7	29.9	31.1	30		27.3	26.5		23.3	22.5		20.2	19.1		155
160		30.5	29.9		29.8	28.2		30.7	29.1		29.1	25.9		26.2		23	22.2		19.8	18.6		160
165		29.4	29		28.7	27.4		29.8	28.1		28.2	24.8		25.8		22	21.7		18	17.5		165
170		28	28.2		27.7	26.6		28.9	27		27.4	23.9		25.5		21.7	21.2		17.5	17		170
175			27.3		26.8	25.8		28.1	26.1		26.6	23		24.9	20.4	21.2	21.2		16.9	16.9		175
180			26.4		25.1	25.1			25.1		25.8	22.2		24.3	19.6	20.3	20.3	7.3	16.4	16.4		180
185					24.3	24.2			24.2			21.3			18.9	18.9	18.9	7.3	15.9	15.9		185
190					23.5	23.4			23.4			20.6			18.1	18.1	18.1	7.3	15.4	15.4		190
195									22.5			19.8			17.5	17.5	17.5	7.3	14.9	14.9	7.8	195
200												19.1			16.8	16.8	16.8	7.2	14.9	14.9	7.8	200
205															16.2	16.2	16.2	7	14.9	14.9	7.7	205
210																		7	14.9	14.9	7.6	210
215																		6.8	14.9	14.9	7.5	215
220																		6.4	14.9	14.9	7.2	220

\* adapter 11 ft 6 in + telescopic boom extension 11 ft 6 in - pièce d'adaptateur 11 ft 6 in + rallonge de flèche télescopique 11 ft 6 in

t\_180\_64601\_00\_000



	115 ft + 23 ft*			132 ft + 23 ft*			149 ft + 23 ft*			165 ft + 23 ft*			182 ft + 23 ft*			198 ft + 23 ft*			215 ft + 23 ft*				
	82°	75°	68°	82°	75°	68°	82°	75°	68°	82°	75°	68°	82°	75°	68°	82°	75°	68°	82°	75°	68°		
75	44.5			40.2																		75	
80	45			41			36															80	
85	45.3			41.5			37.4															85	
90	44.9			41.8			37.9			33.3												90	
95	44.2			41.8			38.2			34.4			26.9			26.5			23.5			95	
100	43.3	42.5		41.7			38.2			34.7			30			26.5			23.4			100	
105	42.2	42.4		41.3			38.1			34.7			30.5			26.4			23.3			105	
110	41.1	42.4		40.7	40.5		37.8			34.4			30.3			26.2			23.1			110	
115	39.7	41.5		40	40		37.4	36.5		34			30			25.9			22.9			115	
120	38.2	40.2		38.9	39.1		37.1	36.4		33.6	32.2		29.7			25.6			22.6			120	
125	36.8	38.8		37.5	37.7		36.7	36.1		33.2	32.2		29.3			25.3			22.3			125	
130	35.5	37.5		36.2	36.5		36.2	35.8		32.8	31.7		29			24.9			21.9			130	
135	34.2	36.3	34.3	34.9	35.2		35.3	34.8		32.5	30.6		28.6	26.9		24.6	23.5		21.6			135	
140	33	35	32.9	33.7	34	28.4	34.2	33.5		32.1	29.4		28.3	25.9		24.2	23.3		21.2	19.9		140	
145	31.9	33.9	31.4	32.5	32.9	27.3	33.1	32.2		31.7	28.2		27.9	24.9		23.9	23		20.9	19.8		145	
150	30.9	32.8	30.1	31.5	31.8	26.2	32	31	23.2	31.4	27.1		27.6	23.9		23.6	22.7		20.5	19.6		150	
155		31.6	28.9		30.8	25.2	31	29.9	22.3	31.1	26.1		27.3	22.9		23.3	22.2		20.2	19.1		155	
160		30.5	27.7		29.8	24.2		28.8	21.5		25.1	17.2		22.1		23	21.5		19.8	18.6		160	
165		29.4	26.5		28.7	23.3		27.8	20.6		24.2	16.5		21.2		20.7	20.7		18	18		165	
170		28	25.4		27.7	22.4		26.8	19.9		23.3	15.8		20.5		19.9	19.9		17.4	17.4		170	
175			24.4		21.5	21.5		25.7	19.1		22.5	15.2		19.7	12	19.2	19.2		16.8	16.8		175	
180			23.4		20.6	20.6			18.5		21.8	14.6		19	11.5	18.5	18.5	7.3	16.2	16.2		180	
185					19.8	19.8			17.8			14			11	17.9	17.9	7.3	15.6	15.6		185	
190					19	19			17.2			13.5			10.5	17.2	17.2	7.3	15	15	7.2	190	
195									16.6			13			9.2	10.1	10.1	7.3	14.5	14.5	6.9	195	
200												12.5				9.6	9.6	7.2	14.5	14.5	6.5	200	
205																9.2	9.2	7	14.5	14.5	6.2	205	
210																		6.8	14.5	14.5	5.9	210	
215																		6.4	14.5	14.5	5.6	215	
220																			6.4	14.5	14.5	5.3	220

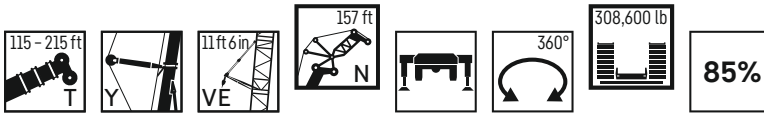
\* adapter 11 ft 6 in + telescopic boom extension 11 ft 6 in - pièce d'adaptateur 11 ft 6 in + rallonge de flèche télescopique 11 ft 6 in

t\_180\_64605\_00\_000

# Lifting capacities

## Forces de levage

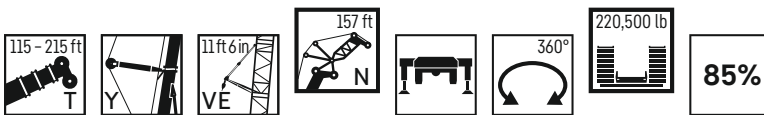
# TYVEN 157 ft



	115 ft + 23 ft*			132 ft + 23 ft*			149 ft + 23 ft*			165 ft + 23 ft*			182 ft + 23 ft*			198 ft + 23 ft*			215 ft + 23 ft*				
	82°	75°	68°	82°	75°	68°	82°	75°	68°	82°	75°	68°	82°	75°	68°	82°	75°	68°	82°	75°	68°		
80	35.7			31.7																		80	
85	36.3			32.7																		85	
90	36.6			33.4			30.8															90	
95	36.6			33.9			31.3			27.3			24.3									95	
100	36.4			34.3			31.5			28.2			24.7						22.1			100	
105	36.1			34.5			31.6			28.6			25.1					22.2			19.6	105	
110	35.8	34.5		34.5			31.6			28.8			25.1					22.2			19.6	110	
115	35.5	34.4		34.4	33.2		31.5			28.8			25.1					22.1			19.5	115	
120	35.2	34.3		34.3	33.1		31.3	30.7		28.7			25					22.1			19.4	120	
125	34.9	34.2		34.2	33		31.2	30.6		28.4			24.8					21.9			19.3	125	
130	34.7	34.1		34	33		31	30.4		28.2	27.1		24.6					21.7			19.1	130	
135	34.5	34		33.8	32.9		30.8	30.2		27.9	27		24.3	23.2				21.5			18.8	135	
140	34	33.4	31	33.4	32.3		30.5	30		27.6	26.8		24.1	23.1			19.9				18.6	140	
145	33.1	32.3	30.5	32.9	31.3		30.2	29.8		27.3	26.6		23.8	22.9			20.9				18.3	145	
150	31.9	31.3	29.7	31.8	30.3		29.9	29.6		27	26.4		23.5	22.7			20.6	19.6		18	16.7	150	
155	30.8	30.3	28.9	30.6	29.3	27	29.7	29		26.7	26.2		23.2	22.5			20.4	19.4		17.7	16.6	155	
160	29.7	29.3	28.1	29.6	28.4	26.3	29.3	28.2	25.9	26.5	26		23	22.3			20.1	19.2		17.4	16.4	160	
165	28.5	28.4	27.3	28.5	27.5	25.6	28.6	27.3	25.2	26.2	25.7		22.7	22.1			19.8	19.1		17.1	16.2	165	
170	27.2	27.5	26.5	27.4	26.6	24.8	27.6	26.4	24.5	26	25.4	23.1	22.5	21.9			19.5	18.9		16.9	16	170	
175		26.6	25.8		25.8	24.2	26.6	25.6	23.8	25.8	24.7	22.3	22.3	21.7			19.3	18.6		16.6	15.5	175	
180		25.7	25		24.9	23.5		24.8	23.1		24	21.5		21.5	19.6		19.1	18.4		16.3	15.1	180	
185		24.7	24.3		24.1	22.8		24.1	22.5		23.3	20.7		21.2	19.2			18.2			14.6	185	
190		23.4	23.6		23.3	22.2		23.3	21.8		22.7	19.9		20.9	18.6			18			14.2	190	
195			22.9		21.6	20.9		21.6	21.2		22	19.2		20.3	17.9			17.6	6		13.8	195	
200			22.2		20.9	20.3		20.6	20.6		21.4	18.5		19.8	17.3			16.9	6		13.3	6.3	200
205					20.3	20.1		20.1	19.5			17.9			16.6			15.9	6		12.9	6.4	205
210						19.5		19.5	18.9			17.2			16.1			15.9	6		12.5	6.4	210
215						18.9		18.9				16.6			15.5			14.9	5.9		12.2	6.4	215
220												16.1			14.4			14.4	5.8			6.3	220
225																		14.4	5.6			6.2	225
230																			5.2			6.1	230
235																			4.9			5.7	235
240																						5.7	240

\* adapter 11 ft 6 in + telescopic boom extension 11 ft 6 in · pièce d'adaptateur 11 ft 6 in + rallonge de flèche télescopique 11 ft 6 in

t\_180\_64701\_00\_000



	115 ft + 23 ft*			132 ft + 23 ft*			149 ft + 23 ft*			165 ft + 23 ft*			182 ft + 23 ft*			198 ft + 23 ft*			215 ft + 23 ft*				
	82°	75°	68°	82°	75°	68°	82°	75°	68°	82°	75°	68°	82°	75°	68°	82°	75°	68°	82°	75°	68°		
80	35.7			31.7																		80	
85	36.3			32.7																		85	
90	36.6			33.4			30.8															90	
95	36.6			33.9			31.3			27.3			24.3									95	
100	36.4			34.3			31.5			28.2			24.7					22.1				100	
105	36.1			34.5			31.6			28.6			25.1					22.2			19.6	105	
110	35.8	34.5		34.5			31.6			28.8			25.1					22.2			19.6	110	
115	35.5	34.4		34.4	33.2		31.5			28.8			25.1					22.1			19.5	115	
120	35.2	34.3		34.3	33.1		31.3	30.7		28.7			25					22.1			19.4	120	
125	34.9	34.2		34.2	33		31.2	30.6		28.4			24.8					21.9			19.3	125	
130	34.7	34.1		34	33		31	30.4		28.2	27.1		24.6					21.7			19.1	130	
135	34.5	34		33.8	32.9		30.8	30.2		27.9	27		24.3	23.2				21.5			18.8	135	
140	34	33.4	31	33.4	32.3		30.5	30		27.6	26.8		24.1	23.1			21.2	19.9			18.6	140	
145	33.1	32.3	30.5	32.9	31.3		30.2	29.8		27.3	26.5		23.8	22.9			20.9	19.8			18.3	145	
150	31.9	31.3	29.7	31.8	30.3		29.9	29.6		27	26		23.5	22.7			20.6	19.6		18	16.7	150	
155	30.8	30.3	28.9	30.6	29.3	27	29.7	28.8		26.7	25.1		23.2	22.5			20.4	19.4		17.7	16.6	155	
160	29.7	29.3	28.1	29.6	28.4	26.3	29.3	27.8	20.5	26.5	24.2		23	22.2			20.1	19.2		17.4	16.4	160	
165	28.5	28.4	27.3	28.5	27.5	25.6	28.6	26.8	19.7	26.2	23.3		22.7	21.7			19.8	19		17.1	16.2	165	
170	27.2	27.5	26.5	27.4	26.6	24.8	27.6	25.8	18.9	26	22.4	14.8	22.5	20.9			19.5	18.7		16.9	16	170	
175		26.6	25.8		25.8	24.2	26.6	25	18.2	25.8	21.6	14.2	22.3	20.2			19.3	18		16.6	15.5	175	
180		25.7	25		24.9	23.5		24.1	17.5		20.9	13.7		19.4	11.7		19.1	17.3		15	14.4	180	
185		24.7	24.3		24.1	22.8		23.3	16.8		20.2	13.1		18.8	11.2			16.7			14.4	185	
190		23.4	23.6		23.3	22.2		22.5	16.2		19.5	12.6		18.1	10.8			16.1			13.9	190	
195			22.9		21.6	20.9		21.6	15.7		18.8	12.1		17.5	10.3			15.5	6		13.4	5.6	195
200			22.2		20.9	20.3		20.6	15.1		18.2	11.6		16.9	9.9			15	6		12.9	5.3	200
205					20.3	20.1		20.1	14.6			11.2			9.5			14.5	6		12.4	5	205
210						19.5		19.5	14.1			10.7			9.1				6		11.9	4.7	210
215						18.9		18.9	13.6			10.3			8.7				5.9		11.5	4.4	215
220												9.9			8.3				5.8			4.1	220
225															8				5.6			3.9	225
230																			5.2			3.6	230
235																			4.9			3.4	235
240																						3.1	240

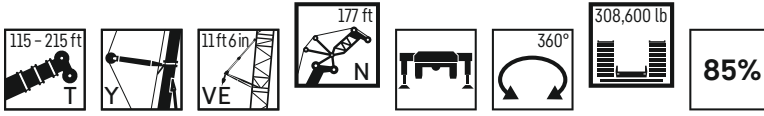
\* adapter 11 ft 6 in + telescopic boom extension 11 ft 6 in · pièce d'adaptateur 11 ft 6 in + rallonge de flèche télescopique 11 ft 6 in

t\_180\_64705\_00\_000

# Lifting capacities

## Forces de levage

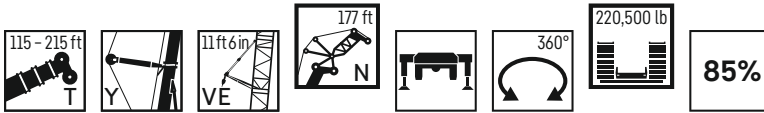
# TYVEN 177 ft



	115 ft + 23 ft*			132 ft + 23 ft*			149 ft + 23 ft*			165 ft + 23 ft*			182 ft + 23 ft*			198 ft + 23 ft*			215 ft + 23 ft*			
	82°	75°	68°	82°	75°	68°	82°	75°	68°	82°	75°	68°	82°	75°	68°	82°	75°	68°	82°	75°	68°	
90	28.5			27.2																		90
95	28.9			27.5			23.9															95
100	29.3			27.7			24.6			22.2												100
105	29.5			27.8			25			22.7												105
110	29.4			27.8			25.3			22.9												110
115	29.3	27.9		27.8			25.5			23.1											15.4	115
120	29.1	27.9		27.8			25.5			23.1											15.5	120
125	28.8	27.8		27.7	27		25.4			23.1											15.5	125
130	28.6	27.7		27.6	26.9		25.4	25.1		23											15.4	130
135	28.4	27.6		27.5	26.8		25.3	25		22.9	22.2										15.3	135
140	28.2	27.6		27.4	26.8		25.2	24.8		22.8	22.1										15.2	140
145	28	27.6		27.3	26.7		25.1	24.7		22.7	21.9										15.1	145
150	27.9	27.5		27.1	26		24.9	24.5		22.5	21.8										14.9	150
155	27.7	27.3	25.4	26.7	25.2		24.7	24.3		22.3	21.6										14.7	155
160	27.6	27.1	25.4	26.1	24.5	21.7	24.6	24.2		22.1	21.5										14.5	160
165	27.4	26.8	25.1	25.2	23.7	21.4	24.4	24		21.9	21.3										14.2	165
170	26.6	25.9	24.4	24.3	22.9	20.8	24.2	23.9	22.2	21.7	21.1										14	170
175	25.7	25.1	23.8	23.5	22.2	20.2	24	23.6	21.7	21.4	21										13.8	175
180	24.8	24.4	23.2	22.7	21.5	19.7	23.8	23.1	21.1	21.2	20.8	19.2									13.5	180
185	23.9	23.6	22.6	21.9	20.9	19.2	23.6	22.4	20.5	21	20.6	18.7									13.3	185
190	22.9	22.9	21.9	21.1	20.2	18.6	23	21.8	20	20.9	20.5	18.2									13.1	190
195		22.1	21.3		19.5	18.1	22.2	21.1	19.4	20.8	19.9	17.7									12.9	195
200		21.4	20.7		18.9	17.6		20.5	18.9		19.3	17.2									12.6	200
205		20.6	20.1		18.3	17.1		19.9	18.4		18.7	16.8									11.5	205
210			19.6		16.5	15.5		19.3	17.9		18.1	16.3									11.2	210
215			19		16	15.1		18.7	17.4		17.6	15.8									10.8	215
220			18.4		15.6			16.9	15.5		17	14.9									10.5	220
225					15.1			16.5				14.9									10.2	225
230								16				14.5									9.8	230
235								15.5				14.1									9.5	235
240												13.6									9.2	240
245																					8.8	245
250																					8.4	250
255																					8.1	255
260																					7.7	260

\* adapter 11 ft 6 in + telescopic boom extension 11 ft 6 in - pièce d'adaptateur 11 ft 6 in + rallonge de flèche télescopique 11 ft 6 in

t\_180\_64801\_00\_000



	115 ft + 23 ft*			132 ft + 23 ft*			149 ft + 23 ft*			165 ft + 23 ft*			182 ft + 23 ft*			198 ft + 23 ft*			215 ft + 23 ft*			
	82°	75°	68°	82°	75°	68°	82°	75°	68°	82°	75°	68°	82°	75°	68°	82°	75°	68°	82°	75°	68°	
90	28.5			27.2																		90
95	28.9			27.5			23.9															95
100	29.3			27.7			24.6			22.2												100
105	29.5			27.8			25			22.7												105
110	29.4			27.8			25.3			22.9												110
115	29.3	27.9		27.8			25.5			23.1											15.4	115
120	29.1	27.9		27.8			25.5			23.1											15.5	120
125	28.8	27.8		27.7	27		25.4			23.1											15.5	125
130	28.6	27.7		27.6	26.9		25.4	25.1		23											15.4	130
135	28.4	27.6		27.5	26.8		25.3	25		22.9	22.2										15.3	135
140	28.2	27.6		27.4	26.8		25.2	24.8		22.8	22.1										15.2	140
145	28	27.6		27.3	26.7		25.1	24.7		22.7	21.9										15.1	145
150	27.9	27.5		27.1	26		24.9	24.5		22.5	21.8										14.9	150
155	27.7	27.3	25.4	26.7	25.2		24.7	24.3		22.3	21.6										14.7	155
160	27.6	27.1	25.2	26.1	24.5	21.7	24.6	24.2		22.1	21.5										14.5	160
165	27.4	26.8	24.7	25.2	23.7	21.3	24.4	24		21.9	21.3										14.2	165
170	26.6	25.9	23.7	24.3	22.9	20.5	24.2	23.9	17.9	21.7	21.1										14	170
175	25.7	25.1	22.8	23.5	22.2	19.8	24	23.6	17.3	21.4	20.9										13.8	175
180	24.8	24.4	21.8	22.7	21.5	19	23.8	23.1	16.6	21.2	20.4	18.4									13.5	180
185	23.9	23.6	21	21.9	20.9	18.3	23.6	22.4	15.9	21	19.6	12.6									13.3	185
190	22.9	22.9	20.1	21.1	20.2	17.7	23	21.7	15.3	20.9	18.9	12									13.1	190
195		22.1	19.3		19.5	17	22.2	21	14.8	20.8	18.3	11.5									12.9	195
200		21.4	18.6		18.9	16.4		20.3	14.2		17.7	11.1									12.6	200
205		20.6	17.9		18.3	15.9		19.6	13.7		17.1	10.6									11.5	205
210			17.2		16.5			18.9	13.2		16.5	10.2									11.1	210
215			16.5		15.5			18.2	12.7		16	9.8									10.6	215
220			15.9					14.1	12.3		15.5	9.4									10.2	220
225								13.5	11.8			9									9.8	225
230									11.4			8.6									9.4	230
235									11			8.3									9.1	235
240												7.9									8.7	240
245																					8.4	245
250																					8.1	250
255																					7.7	255

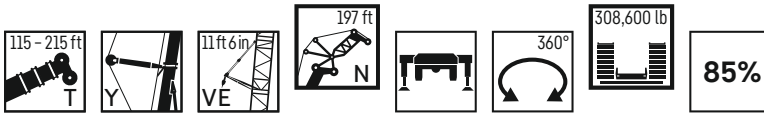
\* adapter 11 ft 6 in + telescopic boom extension 11 ft 6 in - pièce d'adaptateur 11 ft 6 in + rallonge de flèche télescopique 11 ft 6 in

t\_180\_64805\_00\_000

# Lifting capacities

## Forces de levage

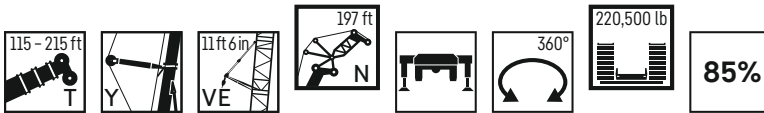
# TYVEN 197 ft



	115 ft + 23 ft*			132 ft + 23 ft*			149 ft + 23 ft*			165 ft + 23 ft*			182 ft + 23 ft*			198 ft + 23 ft*			215 ft + 23 ft*			
	82°	75°	68°	82°	75°	68°	82°	75°	68°	82°	75°	68°	82°	75°	68°	82°	75°	68°	82°	75°	68°	
	N 197 ft																					
95	22			20.8																		95
100	22.3			21.1			19			16.3												100
105	22.5			21.4			19.3			17.1			13.9									105
110	22.8			21.6			19.6			17.4			14.4									110
115	23			21.7			19.8			17.6			14.7			11.3						115
120	23.2			21.8			19.9			17.8			15			12.6						120
125	23.3			21.9			19.9			18			15.2			12.9						125
130	23.1			21.9			19.9			18			15.3			13.1			10.6			130
135	23	22.2		21.9	21.6		19.9			17.9			15.3			13.3			11.4			135
140	22.8	22.1		21.9	21.6		19.8	20		17.9			15.3			13.3			11.4			140
145	22.6	22.1		21.8	21.5		19.8	19.9		17.8			15.2			13.3			11.4			145
150	22.4	22		21.8	21.4		19.7	19.8		17.8			15.1	14.8		13.3			11.4			150
155	22.3	21.9		21.7	21.4		19.6	19.6		17.7	17.4		15.1	14.7		13.2			11.3			155
160	22.1	21.9		21.7	21.3		19.6	19.5		17.6	17.2		15	14.6		13.1	12.3		11.2			160
165	22	21.7	20.3	21.6	21.2		19.5	19.4		17.5	17.1		14.9	14.5		13.1	12.2		11.1			165
170	21.9	21.6	20.3	21.6	21.2		19.4	19.2		17.4	17		14.8	14.3		13	12.1		11	9.9		170
175	21.8	21.5	20.3	21.5	20.7	18.5	19.3	19.1		17.3	16.8		14.7	14.2		12.8	12		10.8	9.8		175
180	21.7	21.4	20.3	21.3	20.2	18	19.2	19	17.9	17.1	16.7		14.6	14.1		12.7	11.9		10.7	9.7		180
185	21.6	21.4	20.3	21	19.6	17.5	19	18.8	17.7	17	16.6		14.4	13.9		12.5	11.7		10.5	9.5		185
190	21.6	21.3	20.1	20.3	19	17.1	18.9	18.7	17.2	16.9	16.4	15.4	14.3	13.8		12.3	11.6		10.3	9.4		190
195	21.3	20.8	19.6	19.6	18.4	16.6	18.6	18.6	16.7	16.7	16.3	15.2	14.2	13.7		12.2	11.5		10.1	9.3		195
200	20.7	20.2	19.1	18.9	17.8	16.1	18.3	18.1	16.3	16.6	16.2	14.9	14	13.5	4.2	12	11.3		9.9	9.1		200
205	20	19.6	18.6	18.3	17.2	15.6	17.9	17.6	15.8	16.4	16.1	14.4	13.9	13.4	4.5	11.9	11.2		9.8	9		205
210	19	18.1		16.7	15.2	17.5	17.1	15.4	16.2	15.9	14	13.8	13.3	4.8	11.7	11.1		9.6	8.8		210	
215	18.4	17.6		16.2	14.8	17	16.5	14.9	15.8	15.6	13.6		13.1	4.9	11.6	10.9		9.4	8.7		215	
220	17.8	17.1		15.6	14.3		16	14.5		15.2	13.2		13	5	11.4	10.8		9.3	8.6		220	
225		17.1		16.7			13.9	15.6		14.7	12.8		12.9	5		10.7			8.4			225
230				16.2			13.5	15	13.7	14.2	12.5		12.8	5.1		10.6		2.7	8.3	3		230
235				15.7			13.1	14.5	13.3	13.7	12.1		12.7	5.1		10.4	2.7		8.1	3.1		235
240				15.2			12.6		12.9	13.2	11.7		11.8	5		10.3	2.7		8	3.1		240
245							12.2		12.5		11.3			4.8		10	2.8		7.8	3.2		245
250									12.1		11			4.5			2.7		7.6	3.2		250
255									11.8		10.6			4.2			2.7		7.4	3.2		255
260											10.3			3.8					3.1			260
265														3.3					3			265
270																			2.9			270
275																			2.7			275

\* adapter 11 ft 6 in + telescopic boom extension 11 ft 6 in - pièce d'adaptateur 11 ft 6 in + rallonge de flèche télescopique 11 ft 6 in

t\_180\_64901\_00\_000

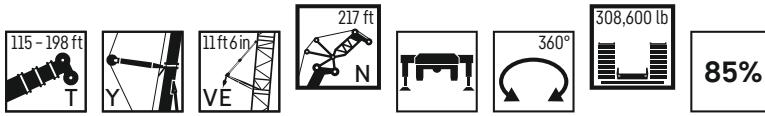


	115 ft + 23 ft*			132 ft + 23 ft*			149 ft + 23 ft*			165 ft + 23 ft*			182 ft + 23 ft*			198 ft + 23 ft*			215 ft + 23 ft*			
	82°	75°	68°	82°	75°	68°	82°	75°	68°	82°	75°	68°	82°	75°	68°	82°	75°	68°	82°	75°	68°	
	N 197 ft																					
95	22			20.8																		95
100	22.3			21.1			19			16.3												100
105	22.5			21.4			19.3			17.1			13.9									105
110	22.8			21.6			19.6			17.4			14.4									110
115	23			21.7			19.8			17.6			14.7			11.3						115
120	23.2			21.8			19.9			17.8			15			12.6						120
125	23.3			21.9			19.9			18			15.2			12.9						125
130	23.1			21.9			19.9			18			15.3			13.1			10.6			130
135	23	22.2		21.9	21.6		19.9			17.9			15.3			13.3			11.4			135
140	22.8	22.1		21.9	21.6		19.8	20		17.9			15.3			13.3			11.4			140
145	22.6	22.1		21.8	21.5		19.8	19.9		17.8			15.2			13.3			11.4			145
150	22.4	22		21.8	21.4		19.7	19.8		17.8	17.5		15.1	14.8		13.3			11.4			150
155	22.3	21.9		21.7	21.4		19.6	19.6		17.7	17.4		15.1	14.7		13.2			11.3			155
160	22.1	21.9		21.7	21.3		19.6	19.5		17.6	17.2		15	14.6		13.1	12.3		11.2			160
165	22	21.7	20.3	21.6	21.2		19.5	19.4		17.5	17.1		14.9	14.5		13.1	12.2		11.1			165
170	21.9	21.6	20.3	21.6	21.2		19.4	19.2		17.4	17		14.8	14.3		13	12.1		11	9.9		170
175	21.8	21.5	20.3	21.5	20.7	18.4	19.3	19.1		17.3	16.8		14.7	14.2		12.8	12		10.8	9.8		175
180	21.7	21.4	20.3	21.3	20.2	17.8	19.2	19	15.6	17.1	16.7		14.6	14.1		12.7	11.9		10.7	9.7		180
185	21.6	21.4	20.2	21	19.6	17.1	19	18.8	15	17	16.6		14.4	13.9		12.5	11.7		10.5	9.5		185
190	21.6	21.3	19.7	20.3	19	16.4	18.9	18.7	14.4	16.9	16.4	11.1	14.3	13.8		12.3	11.6		10.3	9.4		190
195	21.3	20.8	18.9	19.6	18.4	15.8	18.6	18.6	13.8	16.7	16.3	10.6	14.2	13.7		12.2	11.5		10.1	9.3		195
200	20.7	20.2	18.2	18.9	17.8	15.2	18.3	18.1	13.3	16.6	16.2	10.1	14	13.5	4.2	12	11.3		9.9	9.1		200
205	20	19.6	17.5	18.3	17.2	14.7	17.9	17.6	12.8	16.4	16	9.7	13.9	13.4	4.5	11.9	11.2		9.8	9		205
210	19	16.8		16.7	14.1	17.5	17.1	12.3	16.2	15.7	9.3	13.8	13.3	4.8	11.7	11.1		9.6	8.8		210	
215	18.4	16.1		16.2	13.6	17	16.5	11.8	15.8	15.1	8.9	13.6	13.1	4.9	11.6	10.9		9.4	8.7		215	
220	17.8	15.5		15.6	13.1		16	11.3	14.6	14.6	8.5		12.9	5	11.4	10.6		9.3	8.5		220	
225		17.1		14.9			15.6	10.9	14.1	14.1	8.1		12.6	5		10.2			8.3			225
230				14.3			15	10.5	13.6	13.6	7.7		12.1	5.1		9.8	2.7		7.9			230
235				13.8			11.8	14.5	10.1	13.2	7.4		11.7	5.1		9.4	2.7		7.6			235
240				13.3			11.3		9.7	12.8	7.1		11.3	5		9.1	2.7		7.2			240
245							10.8		9.4		6.7			4.8		8.7			6.9			245
250									9		6.4			4.5					6.6			250
255									8.7		6.1			4.2					6.3			255
260											5.8			3.8					3.1			2

# Lifting capacities

## Forces de levage

# TYVEN 217 ft



	115 ft + 23 ft*			132 ft + 23 ft*			149 ft + 23 ft*			165 ft + 23 ft*			182 ft + 23 ft*			198 ft + 23 ft*			
	82°	75°	68°	82°	75°	68°	82°	75°	68°	82°	75°	68°	82°	75°	68°	82°	75°		
95	18.3																	95	
100	18.4			16			15											100	
105	18.5			16.3			15.3			13								105	
110	18.6			16.5			15.4			13.3								110	
115	18.7			16.8			15.6			13.6			9.2				7.8	115	
120	18.8			16.9			15.7			13.7			10.1				8.8	120	
125	18.8			17.1			15.8			13.9			11				9.1	125	
130	18.8			17.2			15.8			14			11.2				9.3	130	
135	18.8			17.3			15.7			14			11.4				9.5	135	
140	18.7	17.7		17.3			15.7			14			11.5				9.7	140	
145	18.5	17.8		17.3	17.1		15.7	15.9		13.9			11.6				9.8	145	
150	18.4	17.8		17.3	17.2		15.6	15.9		13.9			11.7				9.8	150	
155	18.2	17.8		17.3	17.2		15.5	15.9		13.8	13.9		11.7				9.7	155	
160	18.1	17.7		17.3	17.2		15.5	15.8		13.8	13.8		11.6	11.6			9.7	160	
165	18	17.7		17.3	17.2		15.4	15.7		13.7	13.7		11.6	11.4			9.6	165	
170	17.9	17.6		17.2	17.1		15.3	15.6		13.6	13.6		11.5	11.3			9.6	170	
175	17.7	17.5		17.2	17.1		15.3	15.4		13.6	13.5		11.5	11.2			9.5	8.3	175
180	17.6	17.4	16.2	17.1	17		15.2	15.3		13.5	13.4		11.4	11.1			9.5	8.4	180
185	17.6	17.3	16.2	17	17	15.3	15.1	15.2		13.4	13.3		11.4	11			9.4	8.4	185
190	17.5	17.1	16.2	16.8	16.9	15.5	14.9	15.1	14.1	13.3	13.2		11.3	10.9			9.3	8.4	190
195	17.4	17.1	15.9	16.7	16.8	15	14.7	15	14.1	13.2	13.1		11.2	10.8			9.2	8.4	195
200	17.3	16.8	15.5	16.5	16.5	14.6	14.5	14.9	13.8	13.1	12.9		11.1	10.7			9.1	8.3	200
205	17.1	16.4	15.1	16.3	16.1	14.2	14.3	14.8	13.4	13	12.8	10.6	11	10.6			9	8.1	205
210	16.6	15.9	14.7	16.1	15.5	13.8	14.1	14.7	13	12.9	12.7	10.7	10.9	10.5			8.9	8	210
215	16	15.4	14.2	15.9	15.1	13.4	13.8	14.4	12.6	12.7	12.6	10.8	10.8	10.4			8.8	7.9	215
220	15.4	14.9	13.8	15.6	14.6	13	13.5	13.9	12.2	12.4	12.5	10.8	10.7	10.3			8.7	7.7	220
225	14.8	14.4	13.5	15.2	14.1	12.7	13.1	13.5	11.9	12.1	12.5	10.7	10.5	10.2	3.2		8.6	7.4	225
230		13.9	13.1		13.7	12.3	12.8	13	11.5	11.7	12.3	10.5	10.2	10.1	3.3		8.5	7.1	230
235		13.4	12.7		13.2	11.9	12.4	12.6	11.1	11.3	12	10.1	9.8	10	3.4		8.1	6.8	235
240		12.9	12.3		12.7	11.5		12.2	10.7		11.6	9.8	9.9	9.9	3.4	7.7		6.3	240
245			11.9		12.3	11.1		11.8	10.4		11.2	9.5		9.8	3.5			5.8	245
250			11.5			10.8		11.4	10.1		10.8	9.1		9.8	3.5			5.3	250
255			11.1			10.4		10.8	9.8		10.5	8.8		9.7	3.4			4.8	255
260			10.7			10.1			9.4		10	8.5		9.2	3.3			4.2	260
265						9.7			9.1			8.2			3.1			3.5	265
270									8.7			7.8							270
275									8.2			7.1							275
280												6.2							280

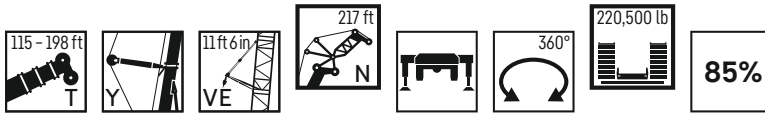
\* adapter 11 ft 6 in + telescopic boom extension 11 ft 6 in · pièce d'adaptateur 11 ft 6 in + rallonge de flèche télescopique 11 ft 6 in

† 180\_65001\_00\_000

# Lifting capacities

## Forces de levage

# TYVEN 217 ft



	115 ft + 23 ft*			132 ft + 23 ft*			149 ft + 23 ft*			165 ft + 23 ft*			182 ft + 23 ft*			198 ft + 23 ft*			
	82°	75°	68°	82°	75°	68°	82°	75°	68°	82°	75°	68°	82°	75°	68°	82°	75°		
95	18.3																	95	
100	18.4			16			15											100	
105	18.5			16.3			15.3			13								105	
110	18.6			16.5			15.4			13.3								110	
115	18.7			16.8			15.6			13.6			9.2				7.8	115	
120	18.8			16.9			15.7			13.7			10.1				8.8	120	
125	18.8			17.1			15.8			13.9			11				9.1	125	
130	18.8			17.2			15.8			14			11.2				9.3	130	
135	18.8			17.3			15.7			14			11.4				9.5	135	
140	18.7	17.7		17.3			15.7			14			11.5				9.7	140	
145	18.5	17.8		17.3	17.1		15.7	15.9		13.9			11.6				9.8	145	
150	18.4	17.8		17.3	17.2		15.6	15.9		13.9			11.7				9.8	150	
155	18.2	17.8		17.3	17.2		15.5	15.9		13.8	13.9		11.7				9.7	155	
160	18.1	17.7		17.3	17.2		15.5	15.8		13.8	13.8		11.6	11.6			9.7	160	
165	18	17.7		17.3	17.2		15.4	15.7		13.7	13.7		11.6	11.4			9.6	165	
170	17.9	17.6		17.2	17.1		15.3	15.6		13.6	13.6		11.5	11.3			9.6	170	
175	17.7	17.5		17.2	17.1		15.3	15.4		13.6	13.5		11.5	11.2			9.5	8.3	175
180	17.6	17.4	16.2	17.1	17		15.2	15.3		13.5	13.4		11.4	11.1			9.5	8.4	180
185	17.6	17.3	16.2	17	17	15.3	15.1	15.2		13.4	13.3		11.4	11			9.4	8.4	185
190	17.5	17.1	16.2	16.8	16.9	15.2	14.9	15.1	13.5	13.3	13.2		11.3	10.9			9.3	8.4	190
195	17.4	17.1	15.9	16.7	16.8	14.7	14.7	15	12.9	13.2	13.1		11.2	10.8			9.2	8.4	195
200	17.3	16.8	15.5	16.5	16.5	14.1	14.5	14.9	12.4	13.1	12.9	9.3	11.1	10.7			9.1	8.3	200
205	17.1	16.4	15.1	16.3	16.1	13.6	14.3	14.8	11.9	13	12.8	8.9	11	10.6			9	8.1	205
210	16.6	15.9	14.7	16.1	15.5	13	14.1	14.7	11.4	12.9	12.7	8.5	10.9	10.5			8.9	8	210
215	16	15.4	14.2	15.9	15.1	12.5	13.8	14.4	10.9	12.7	12.6	8.1	10.8	10.4			8.8	7.9	215
220	15.4	14.9	13.8	15.6	14.6	12	13.5	13.9	10.5	12.4	12.5	7.7	10.7	10.3			8.7	7.7	220
225	14.8	14.4	13.5	15.2	14.1	11.6	13.1	13.5	10.1	12.1	12.5	7.3	10.5	10.2	3.2		8.6	7.4	225
230		13.9	13.1		13.7	11.2	12.8	13	9.6	11.7	12.3	6.9	10.2	10.1	3.3		8.5	7.1	230
235		13.4	12.7		13.2	10.7	12.4	12.6	9.2	11.3	12	6.6	9.8	10	3.4		8.1	6.8	235
240		12.9	12.3		12.7	10.3		12.2	8.9		11.6	6.3		9.9	3.4		7.7	6.3	240
245			11.9		12.3	9.9		11.8	8.5		11.2	6		9.8	3.5			5.8	245
250			11.5			9.5		11.4	8.2		10.8	5.7		9.5	3.5			5.3	250
255			11.1			9.2		10.8	7.8		10.5	5.4		9.1	3.4			4.8	255
260			10.7			8.8			7.5		10	5.1		8.8	3.2			4.2	260
265						8.5			7.2			4.8			2.9			3.5	265
270									6.9			4.5							270
275									6.6			4.3							275
280												4							280

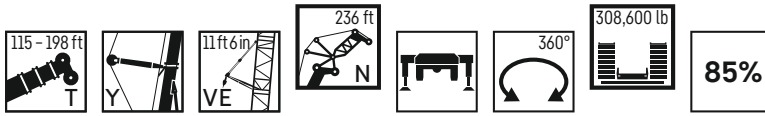
\* adapter 11 ft 6 in + telescopic boom extension 11 ft 6 in - pièce d'adaptateur 11 ft 6 in + rallonge de flèche télescopique 11 ft 6 in

† 180\_65005\_00\_000

# Lifting capacities

## Forces de levage

# TYVEN 236 ft



	115 ft + 23 ft*			132 ft + 23 ft*			149 ft + 23 ft*			165 ft + 23 ft*			182 ft + 23 ft*		198 ft + 23 ft*		
	82°	75°	68°	82°	75°	68°	82°	75°	68°	82°	75°	68°	82°	75°	82°	75°	
100	14.3																100
105	14.3			12.3			11.3										105
110	14.4			12.4			11.6										110
115	14.5			12.6			11.8			9.7			6.7				115
120	14.6			12.8			12			10.1			7.3				120
125	14.6			13			12.1			10.3			7.7		4.9		125
130	14.7			13.1			12.2			10.5			8.2		5.7		130
135	14.6			13.2			12.2			10.7			8.4		6.3		135
140	14.5			13.3			12.3			10.7			8.5		6.7		140
145	14.5	13.2		13.4			12.3			10.8			8.7		6.9		145
150	14.4	13.4		13.4			12.3			10.8			8.7		7		150
155	14.3	13.5		13.4	12.8		12.2			10.8			8.8		7.1		155
160	14.3	13.6		13.4	13		12.2	12.2		10.8			8.8		7.2		160
165	14.2	13.7		13.5	13.1		12.1	12.4		10.7	10.9		8.8		7.2		165
170	14.1	13.8		13.5	13.2		12.1	12.4		10.7	10.8		8.7	8.9	7.2		170
175	14	13.7		13.4	13.3		12	12.3		10.6	10.7		8.7	8.8	7.1		175
180	13.9	13.7		13.4	13.3		11.9	12.3		10.6	10.7		8.7	8.7	7.1	6.2	180
185	13.8	13.6	11.7	13.3	13.3		11.8	12.2		10.5	10.6		8.6	8.6	7.1	6.3	185
190	13.7	13.5	11.9	13.2	13.2		11.7	12.1		10.5	10.5		8.6	8.5	7	6.3	190
195	13.6	13.5	12.1	13	13.2		11.6	12		10.4	10.4		8.5	8.4	7	6.4	195
200	13.5	13.4	12.3	12.9	13.1	11.4	11.5	11.9		10.4	10.3		8.5	8.3	6.9	6.4	200
205	13.4	13.3	12.4	12.8	13	11.6	11.3	11.8	10.6	10.3	10.2		8.4	8.2	6.9	6.4	205
210	13.3	13.3	12.5	12.7	13	11.8	11.2	11.8	10.7	10.1	10.1	7.9	8.4	8.1	6.8	6.4	210
215	13.2	13.2	12.5	12.5	12.9	11.9	11	11.7	10.8	10	10	8	8.3	8.1	6.7	6.3	215
220	13	13.2	12.4	12.4	12.9	11.7	10.8	11.6	10.7	9.8	9.9	8.2	8.2	8	6.6	6.2	220
225	12.9	13.1	12.2	12.2	12.8	11.3	10.6	11.5	10.6	9.7	9.8	8.3	8.1	7.9	6.6	6.1	225
230	12.8	13	11.8	12.1	12.7	11	10.4	11.5	10.2	9.5	9.8	8.4	8.1	7.8	6.5	6	230
235	12.7	12.5	11.4	11.9	12.3	10.7	10.1	11.4	9.9	9.3	9.7	8.4	7.8	7.7	6.4	5.8	235
240	12.5	12.1	11.1	11.8	11.9	10.3	9.9	11.2	9.6	9	9.6	8.3	7.6	7.6	6.2	5.6	240
245	12.1	11.7	10.8	11.6	11.4	10	9.6	10.8	9.3	8.7	9.6	8.1	7.3	7.6	6	5.4	245
250		11.3	10.5		11	9.7	9.4	10.5	9	8.5	9.5	7.9	7	7.5	5.7	5.2	250
255		10.9	10.1		10.6	9.4	9	10.1	8.6	8.2	9.5	7.7	6.7	7.4	5.4	4.8	255
260		10.4	9.8		10.3	9.1		9.7	8.3		9.2	7.5		7.4	5	4.4	260
265			9.4		9.8	8.8		9.4	8.1		8.9	7.2		7		3.9	265
270			9.1			8.5		9	7.8		8.5	7		6.3		3.5	270
275			8.8			8.1		8.5	7.6		8.2	6.8		5.4		3.1	275
280			8.4			7.9			7.3		7.8	6.6		4.5			280
285						7.6			7.1			6.3					285
290									6.8			6					290
295									6.4			5.6					295
300												4.7					300

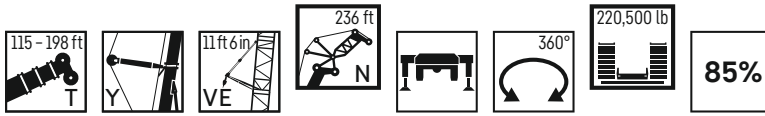
\* adapter 11 ft 6 in + telescopic boom extension 11 ft 6 in - pièce d'adaptateur 11 ft 6 in + rallonge de flèche télescopique 11 ft 6 in

† 180\_65101\_00\_000

# Lifting capacities

## Forces de levage

# TYVEN 236 ft



	115 ft + 23 ft*			132 ft + 23 ft*			149 ft + 23 ft*			165 ft + 23 ft*			182 ft + 23 ft*		198 ft + 23 ft*		
	82°	75°	68°	82°	75°	68°	82°	75°	68°	82°	75°	68°	82°	75°	82°	75°	
100	14.3																100
105	14.3			12.3			11.3										105
110	14.4			12.4			11.6										110
115	14.5			12.6			11.8			9.7			6.7				115
120	14.6			12.8			12			10.1			7.3				120
125	14.6			13			12.1			10.3			7.7		4.9		125
130	14.7			13.1			12.2			10.5			8.2		5.7		130
135	14.6			13.2			12.2			10.7			8.4		6.3		135
140	14.5			13.3			12.3			10.7			8.5		6.7		140
145	14.5	13.2		13.4			12.3			10.8			8.7		6.9		145
150	14.4	13.4		13.4			12.3			10.8			8.7		7		150
155	14.3	13.5		13.4	12.8		12.2			10.8			8.8		7.1		155
160	14.3	13.6		13.4	13		12.2	12.2		10.8			8.8		7.2		160
165	14.2	13.7		13.5	13.1		12.1	12.4		10.7	10.9		8.8		7.2		165
170	14.1	13.8		13.5	13.2		12.1	12.4		10.7	10.8		8.7	8.9	7.2		170
175	14	13.7		13.4	13.3		12	12.3		10.6	10.7		8.7	8.8	7.1		175
180	13.9	13.7		13.4	13.3		11.9	12.3		10.6	10.7		8.7	8.7	7.1	6.2	180
185	13.8	13.6	11.7	13.3	13.3		11.8	12.2		10.5	10.6		8.6	8.6	7.1	6.3	185
190	13.7	13.5	11.9	13.2	13.2		11.7	12.1		10.5	10.5		8.6	8.5	7	6.3	190
195	13.6	13.5	12.1	13	13.2		11.6	12		10.4	10.4		8.5	8.4	7	6.4	195
200	13.5	13.4	12.3	12.9	13.1	11.4	11.5	11.9		10.4	10.3		8.5	8.3	6.9	6.4	200
205	13.4	13.3	12.4	12.8	13	11.6	11.3	11.8	10.6	10.3	10.2	7.5	8.4	8.2	6.9	6.4	205
210	13.3	13.3	12.5	12.7	13	11.8	11.2	11.8	10.4	10.1	10.1	7.4	8.4	8.1	6.8	6.4	210
215	13.2	13.2	12.5	12.5	12.9	11.5	11	11.7	9.9	10	10	7	8.3	8.1	6.7	6.3	215
220	13	13.2	12.4	12.4	12.9	11	10.8	11.6	9.5	9.8	9.9	6.6	8.2	8	6.6	6.2	220
225	12.9	13.1	12.2	12.2	12.8	10.6	10.6	11.5	9	9.7	9.8	6.3	8.1	7.9	6.6	6.1	225
230	12.8	13	11.8	12.1	12.7	10.2	10.4	11.5	8.6	9.5	9.8	5.9	8.1	7.8	6.5	6	230
235	12.7	12.5	11.4	11.9	12.3	9.7	10.1	11.4	8.3	9.3	9.7	5.6	7.8	7.7	6.4	5.8	235
240	12.5	12.1	11.1	11.8	11.9	9.3	9.9	11.2	7.9	9	9.6	5.3	7.6	7.6	6.2	5.6	240
245	12.1	11.7	10.8	11.6	11.4	9	9.6	10.8	7.5	8.7	9.6	5	7.3	7.6	6	5.4	245
250		11.3	10.5		11	8.6	9.4	10.5	7.2	8.5	9.5	4.7	7	7.5	5.7	5.2	250
255		10.9	10.1		10.6	8.2	9	10.1	6.9	8.2	9.5	4.4	6.7	7.4	5.4	4.8	255
260		10.4	9.8		10.3	7.9		9.7	6.5		9.2	4.1		7.4	5	4.4	260
265			9.4		9.8	7.6		9.4	6.2		8.9	3.8		7		3.9	265
270			9.1			7.3		9	5.9		8.5	3.6		6.3		3.5	270
275			8.8			7		8.5	5.7		8.2	3.3		5.4		3.1	275
280			8.4			6.7			5.4		7.8	3.1		4.5			280
285						6.4			5.1			2.9					285
290									4.9								290
295									4.6								295

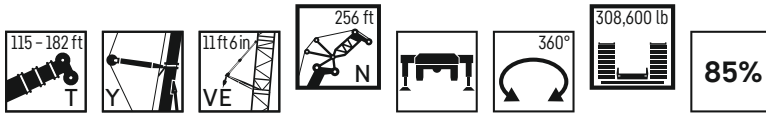
\* adapter 11 ft 6 in • telescopic boom extension 11 ft 6 in • pièce d'adaptateur 11 ft 6 in • rallonge de flèche télescopique 11 ft 6 in

t\_180\_65105\_00\_000

# Lifting capacities

## Forces de levage

# TYVEN 256 ft



	115 ft + 23 ft*			132 ft + 23 ft*			149 ft + 23 ft*			165 ft + 23 ft*			182 ft + 23 ft*		
	82°	75°	68°	82°	75°	68°	82°	75°	68°	82°	75°	68°	82°	75°	
105	10.7														105
110	10.7														110
115	10.8			10			8.1								115
120	10.9			10.1			8.4			6.4					120
125	10.9			10.1			8.5			6.7			3		125
130	10.9			10.2			8.7			6.9			3.4		130
135	10.8			10.2			8.8			7.2			3.8		135
140	10.7			10.2			8.9			7.4			4.3		140
145	10.7			10.2			8.9			7.5			4.7		145
150	10.6			10.2			9			7.6			5.2		150
155	10.6	10		10.1			9			7.6			5.5		155
160	10.5	10.1		10.1	9.5		9			7.7			5.7		160
165	10.4	10.3		10	9.7		9	8.9		7.7			5.8		165
170	10.4	10.3		9.9	9.8		8.9	9.1		7.7			5.9		170
175	10.3	10.4		9.8	10		8.8	9.2		7.7	8		5.9	6.3	175
180	10.3	10.5		9.8	10.1		8.7	9.2		7.7	7.9		5.9	6.3	180
185	10.2	10.5		9.7	10.1		8.6	9.2		7.6	7.9		5.9	6.2	185
190	10.1	10.5		9.6	10.2		8.6	9.2		7.6	7.8		5.9	6.1	190
195	10	10.5		9.5	10.2		8.4	9.1		7.6	7.7		5.9	6.1	195
200	9.9	10.4	8.7	9.4	10.2		8.3	9.1		7.5	7.6		5.9	6	200
205	9.9	10.4	8.9	9.3	10.1		8.2	9		7.4	7.6		5.9	5.9	205
210	9.8	10.3	9	9.2	10.1		8.1	8.9	7.6	7.3	7.5		5.9	5.8	210
215	9.7	10.2	9.2	9.1	10		7.9	8.8	7.7	7.2	7.4		5.9	5.8	215
220	9.6	10.2	9.2	9	9.9		7.8	8.8	7.9	7	7.3		5.8	5.7	220
225	9.5	10.1	9.3	8.9	9.9		7.6	8.7	8	6.9	7.3	5.6	5.7	5.6	225
230	9.4	10	9.4	8.7	9.8		7.5	8.6	8	6.7	7.2	5.8	5.5	5.6	230
235	9.3	9.8	9.4	8.6	9.6		7.3	8.6	8	6.5	7.1	5.9	5.4	5.5	235
240	9.2	9.8	9.4	8.5	9.3		7.1	8.5	8	6.4	7	6	5.2	5.4	240
245	9.1	9.8	9.4	8.4	8.9	7.4	6.9	8.5	7.9	6.2	7	6.1	5	5.4	245
250	9	9.8	9.1	8.3	8.6	7.2	6.7	8.4	7.7	6	6.9	6.1	4.8	5.3	250
255	8.9	9.8	8.8	8.1	8.3	7	6.5	8.4	7.4	5.8	6.9	6.1	4.6	5.2	255
260	8.8	9.5	8.5	8	7.9	6.7	6.3	8.4	7.2	5.6	6.8	6	4.4	5.2	260
265	8.7	9.1	8.3	7.9	7.6	6.5	6.1	8.2	6.9	5.4	6.8	6	4.2	5.1	265
270		8.8	8	7.3	7.3	6.1	8	8	6.7	5.1	6.7	5.9	3.9	5.1	270
275		8.4	7.7		7	4.8		7.7	6.5	4.8	6.7	5.7	3.7	5	275
280		8	7.5		6.5	3.6		7.4	6.3		6.7	5.5		5	280
285			7.2		6.2			7.2	6.1		6.6	5.3		5	285
290			7					6.9	5.8		6.4	5.1		4.9	290
295			6.7					6.5	5.6		6.2	4.9		4.9	295
300			6.4						5.4		5.9	4.7		4.9	300
305									5.2			4.5			305
310									5						310

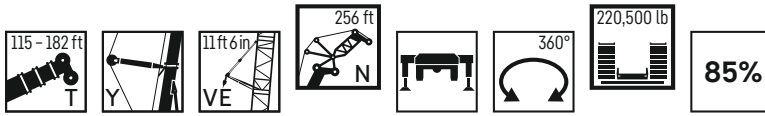
\* adapter 11 ft 6 in + telescopic boom extension 11 ft 6 in · pièce d'adaptateur 11 ft 6 in + rallonge de flèche télescopique 11 ft 6 in

t\_180\_65201\_00\_000

# Lifting capacities

## Forces de levage

# TYVEN 256 ft



	115 ft + 23 ft*			132 ft + 23 ft*			149 ft + 23 ft*			165 ft + 23 ft*			182 ft + 23 ft*		
	82°	75°	68°	82°	75°	68°	82°	75°	68°	82°	75°	68°	82°	75°	
105	10.7														105
110	10.7														110
115	10.8			10			8.1								115
120	10.9			10.1			8.4			6.4					120
125	10.9			10.1			8.5			6.7			3		125
130	10.9			10.2			8.7			6.9			3.4		130
135	10.8			10.2			8.8			7.2			3.8		135
140	10.7			10.2			8.9			7.4			4.3		140
145	10.7			10.2			8.9			7.5			4.7		145
150	10.6			10.2			9			7.6			5.2		150
155	10.6	10		10.1			9			7.6			5.5		155
160	10.5	10.1		10.1	9.5		9			7.7			5.7		160
165	10.4	10.3		10	9.7		9	8.9		7.7			5.8		165
170	10.4	10.3		9.9	9.8		8.9	9.1		7.7			5.9		170
175	10.3	10.4		9.8	10		8.8	9.2		7.7	8		5.9	6.3	175
180	10.3	10.5		9.8	10.1		8.7	9.2		7.7	7.9		5.9	6.3	180
185	10.2	10.5		9.7	10.1		8.6	9.2		7.6	7.9		5.9	6.2	185
190	10.1	10.5		9.6	10.2		8.6	9.2		7.6	7.8		5.9	6.1	190
195	10	10.5		9.5	10.2		8.4	9.1		7.6	7.7		5.9	6.1	195
200	9.9	10.4	8.7	9.4	10.2		8.3	9.1		7.5	7.6		5.9	6	200
205	9.9	10.4	8.9	9.3	10.1		8.2	9		7.4	7.6		5.9	5.9	205
210	9.8	10.3	9	9.2	10.1		8.1	8.9	7.6	7.3	7.5		5.9	5.8	210
215	9.7	10.2	9.2	9.1	10		7.9	8.8	7.7	7.2	7.4		5.9	5.8	215
220	9.6	10.2	9.2	9	9.9		7.8	8.8	7.9	7	7.3	5.2	5.8	5.7	220
225	9.5	10.1	9.3	8.9	9.9		7.6	8.7	7.8	6.9	7.3	5	5.7	5.6	225
230	9.4	10	9.4	8.7	9.8		7.5	8.6	7.4	6.7	7.2	4.7	5.5	5.6	230
235	9.3	9.8	9.4	8.6	9.6		7.3	8.6	7	6.5	7.1	4.4	5.4	5.5	235
240	9.2	9.8	9.4	8.5	9.3		7.1	8.5	6.7	6.4	7	4	5.2	5.4	240
245	9.1	9.8	9.4	8.4	8.9	7.4	6.9	8.5	6.3	6.2	7	3.7	5	5.4	245
250	9	9.8	9.1	8.3	8.6	7.2	6.7	8.4	6	6	6.9	3.5	4.8	5.3	250
255	8.9	9.8	8.8	8.1	8.3	7	6.5	8.4	5.7	5.8	6.9	3.2	4.6	5.2	255
260	8.8	9.5	8.5	8	7.9	6.7	6.3	8.4	5.4	5.6	6.8	2.9	4.4	5.2	260
265	8.7	9.1	8.3	7.9	7.6	6.5	6.1	8.2	5.1	5.4	6.8		4.2	5.1	265
270		8.8	8		7.3	6.1		8	4.8	5.1	6.7		3.9	5.1	270
275		8.4	7.7		7	4.8		7.7	4.5	4.8	6.7		3.7	5	275
280		8	7.5		6.5	3.6		7.4	4.2		6.7			5	280
285			7.2		6.2			7.2	4		6.6			5	285
290			7					6.9	3.7		6.4			4.9	290
295			6.7					6.5	3.5		6.1			4.7	295
300			6.4						3.2		5.8			4.4	300
305									3						305
310									2.8						310

\* adapter 11 ft 6 in + telescopic boom extension 11 ft 6 in · pièce d'adaptateur 11 ft 6 in + rallonge de flèche télescopique 11 ft 6 in

t\_180\_65205\_00\_000

# Equipment

## Crane carrier

<b>Frame</b>	Self-manufactured, torsion-resistant box-type design of high-tensile fine grained structural steel.
<b>Outriggers</b>	4-point supporting system, hydraulically telescopable into horizontal and vertical direction. Operation with remote control, automatic support leveling, electronic inclination display.
<b>Engine</b>	8-cylinder Diesel, make Liebherr, watercooled, output 455 kW (619 h.p.), max. torque 2263 lb-ft. Exhaust emissions acc. to (EU) 2016/1628, EPA/CARB or ECE-R.96. Fuel reservoir: 145 gallons.
<b>Transmission</b>	Automatic transmission system with torque converter and intarder, make ZF, 12 forward speeds and 2 reverse speeds, transfer case with transfer differential.
<b>Axles</b>	Low maintenance carrier axles, all 6 axles steered. Axle 1, 3 and 5 are equipped with planetary gears, all driven axles with transverse differential locks, axle 3 with longitudinal differential lock.
<b>Cardan shaft</b>	All cardan shafts with 70° diagonal toothing and maintenance free.
<b>Suspension</b>	All axles are hydro-pneumatically suspended with automatic leveling. Suspension hydraulically lockable.
<b>Tyres</b>	12 tyres, all axles equipped with single tyres. Size of tyres: 445/95 R 25 (L6.00 R 25).
<b>Steering</b>	2-circuit system with hydraulic servo steering. Active speed depending rear axle steering, special steering programs for various driving situations.
<b>Brakes</b>	Service brake: all-wheel servo-air brake, all axles are equipped with disc brakes, dual circuit. Additional brakes: exhaust flap brake, Telma Eddy current brake (optional), intarder in gearbox. Hand brake: Spring-loaded, acting on all wheels of axles 2 to 6.
<b>Driver's cab</b>	Spacious corrosion resistant with comfort furnishings, mounted on rubber shock absorbers, safety glazing.
<b>Electrical system</b>	Modern data bus technique, 24 Volt DC.

## Crane superstructure

<b>Frame</b>	Liebherr-manufactured, torsionally rigid steel construction made from high-tensile fine-grain steel. Triple-roller slewing rim.
<b>Crane engine</b>	4-cylinder Diesel, make Liebherr, watercooled, output 180 kW (245 h.p.), max. torque 1055 lb-ft. Exhaust emissions acc. to (EU) 2016/1628, EPA/CARB or ECE-R.96. Fuel reservoir: 95 gallons.
<b>Crane drive</b>	Diesel-hydraulic, with 5 axial piston variable displacement pumps, with servo-control and capacity control.
<b>Control</b>	Two self-centering control levers (joy-sticks). Pedal switches for telescoping. Infinitely variable crane motions through displacement control of the hydraulic pumps. Additional working speed control by variation of the Diesel engine speed.
<b>Hoist gear</b>	Axial piston variable displacement motor, hoist drum with integrated planetary gear and spring-loaded static brake.
<b>Luffing gear</b>	1 differential hydraulic ram with nonreturn valve.
<b>Slewing gear</b>	2 axial piston constant motors, planetary gear, spring loaded multiple disk brake. Actuation by closed regulated oil circuit.
<b>Crane cab</b>	Large screen area, compound glass, comfort furnishing, cabin tiltable 20° to rear.
<b>Safety devices</b>	LICCON2 safe load indicator, test system, hoist limit switches, safety valves against rupture of pipes and hoses.
<b>Telescopic boom</b>	1 base section and 5 sections. All telescopic sections extendable individually by means of the rapid-cycle telescoping system TELEMATIK. Boom length 49 ft – 230 ft.
<b>Counterweight</b>	220,500 lb
<b>Electrical system</b>	Modern data bus technique, 24 Volt DC.

## Additional equipment

<b>Y</b>	Guying system for telescopic boom consisting of guying frames with stay ropes, tiltable hydraulically into transport position Self assembly.
<b>VE</b>	Eccentric incl. 11 ft 6 in telescopic boom extension.
<b>F</b>	Fixed lattice jib 20 ft – 138 ft Adjustment 0°; 20°; 40°; 60°
<b>N</b>	Luffing fly jib 39 ft – 256 ft
<b>H</b>	Auxiliary jib 4 ft 3 in
<b>Additional counterweight</b>	4 additional counterweight slabs of 22,050 lb each for a total counterweight of 308,600 lb.
<b>2nd hoist gear</b>	For 2-hook operation or for operating the luffing lattice jib.
<b>Tyre equipment</b>	12 tyres, size 525/80 R 25 (20.5 R 25).
<b>Drive 12 x 8</b>	The 4th axle is driven additionally.
<b>Other items of equipment available on request.</b>	

# Équipement

## Châssis porteur

<b>Cadre</b>	Châssis résistant à la torsion de fabrication Liebherr, en acier à grains fins très résistant.
<b>Calage</b>	Dispositif de calage horizontal et vertical en 4 points, entièrement déployable hydrauliquement. Utilisation avec commande à distance, mise à niveau automatique du calage, inclinomètre électronique.
<b>Moteur</b>	Moteur diesel, 8 cylindres, fabriqué par Liebherr, à refroidissement par eau, de 455 kW (619 ch), couple max. 2263 lb-ft. Emissions des gaz d'échappement conformes au directive (EU) 2016/1628, EPA/CARB ou ECE-R.96. Capacité du réservoir à carburant: 145 gallons.
<b>Boîte de vitesse</b>	Boîte automatique avec convertisseur de couple et ralentisseur, marque ZF, 12 marches AV et 2 marches AR, boîte de transfert avec différentiel répartiteur.
<b>Essieux</b>	Essieux nécessitant peu d'entretien, les 6 essieux sont directeurs. Les essieux 1, 3 et 5 sont des essieux planétaires, tous les essieux moteurs avec différentiel transversal et l'essieu 3 avec différentiel longitudinal.
<b>Arbres articulés</b>	Tous les flasques de croisillons avec denture en croix 70° et sans entretien.
<b>Suspension</b>	Tous les essieux sont à suspension hydropneumatique avec mise à niveau automatique. Suspension blocable hydrauliquement.
<b>Pneumatiques</b>	12 roues à monte simple. Taille: 445/95 R 25 (16.00 R 25).
<b>Direction</b>	2 circuits avec direction assistée hydraulique. Direction active des essieux arrière et dépendante de la vitesse, programmes de direction spéciaux pour les différents modes de déplacement.
<b>Freins</b>	Freins de service: servofrein à air comprimé, tous les essieux sont munis de freins à disque, à 2 circuits. Freins auxiliaire : par clapet sur échappement, frein Telma (option), ralentisseur monté sur boîte de vitesse. Frein de secours et frein à main: par cylindres à ressorts sur les essieux 2 à 6.
<b>Cabine</b>	Spacieuse cabine, traitement anticorrosion, équipement «grand confort», suspension par silentblochs, vitrage de sécurité.
<b>Installation électrique</b>	Technique moderne de transmission de données par BUS de données, courant continu 24 Volts.

## Partie tournante

<b>Cadre</b>	Fabrication Liebherr, construction soudée indéformable, en acier à grain fin haute résistance. Couronne d'orientation à triple rangée de rouleaux.
<b>Moteur</b>	Moteur diesel Liebherr, 4 cylindres, à refroidissement par eau, de 180 kW (245 ch), couple max. 1055 lb-ft. Emissions des gaz d'échappement conformes au directive (EU) 2016/1628, EPA/CARB ou ECE-R.96. Capacité du réservoir à carburant: 95 gallons.
<b>Entraînement</b>	Diesel hydraulique à 5 pompes à débit variable servo commandées à régulation de puissance.
<b>Commande</b>	2 leviers à 4 directions avec rappel automatique au point mort. Commande des mouvements progressive en continu par variation de l'inclinaison des pompes et augmentation du régime moteur.
<b>Mécanisme de levage</b>	Moteur hydraulique à cylindrée variable, treuil avec réducteur planétaire à frein d'arrêt à lamelles intégrées.
<b>Mécanisme de relevage</b>	1 vérin hydraulique différentiel avec clapet anti-retour de sécurité.
<b>Dispositif de rotation</b>	2 moteur à débit constant et pistons axiaux, réducteur planétaire, frein d'arrêt à ressort commandé par ressort en circuit hydraulique ferme.
<b>Cabine de grue</b>	Large champ de vision, vitrage de sécurité, équipement pour un confort idéal, cabine inclinable de 20° vers l'arrière.
<b>Dispositif de sécurité</b>	Contrôleur de charge LICCON2, système test, fin de course crochet haut, clapets de sécurité en cas de ruptures de flexibles.
<b>Flèche télescopique</b>	Un élément de base et de 5 télescopes. Chaque partie peut être télescopée individuellement à l'aide du système de télescopage séquentiel rapide TELEMATIK. Longueur de flèche: 49 ft - 230 ft.
<b>Contrepoids</b>	220,500 lb
<b>Installation électrique</b>	Technique moderne de transmission de données par BUS de données. Courant continu 24 Volts.

## Équipement supplémentaire

<b>Y</b>	Haubanage de flèche composé du chevalet d'haubanage avec haubanage du câble, rabattable hydrauliquement en position de transport. Montage autonome.
<b>VE</b>	Axe excentrique avec extension de flèche de 11 ft 6 in.
<b>F</b>	Flechette treillis fixe 20 ft - 138 ft, Positionnement 0°; 20°; 40°; 60°
<b>N</b>	Flechette treillis à volée variable 39 ft - 256 ft
<b>H</b>	Flechette auxiliaire 4 ft 3 in
<b>Contrepoids complémentaire</b>	4 blocs latéraux de suspension de 22,050 lb pour un contre poids total de 308,600 lb.
<b>Deuxième treuil</b>	Pour le travail avec 2 crochets ou le relevage de la flechette à volée variable.
<b>Pneumatiques</b>	12 pneus. Taille 525/80 R 25 (20.5 R 25).
<b>Entraînement 12 x 8</b>	Le 4ème essieu est également entraîné.
<b>Autres équipements supplémentaires sur demande.</b>	

# Description of symbols

## Explication des symboles



**Max. capacity**  
Capacité max.



**Outriggers front**  
Calage avant



**Telescopic boom**  
Flèche télescopique



**Max. hoist height**  
Hauteur de levage max.



**Outriggers rear**  
Calage arrière



**Guying system for telescopic boom Y**  
Haubanage de flèche Y



**Max. radius**  
Portée max.



**Crane superstructure**  
Partie tournante de la grue



**Fixed lattice jib**  
Fléchette treillis fixe



**Tyres**  
Pneumatiques



**infinitely variable**  
en continu



**Eccentric**  
Axe excentrique



**Hookblock/Capacity**  
Moufle à crochet/Capacité de charge



**Rope diameter**  
Diamètre



**Luffing fly jib**  
Fléchette treillis à volée variable



**No. of sheaves**  
Poulies



**Rope length**  
Longueur du câble



**No. of lines**  
Brins



**Max. single line pull**  
Effort au brin maxi.



**Weight**  
Poids



**Hoist gear**  
Treuil de levage



**Crane carrier**  
Châssis porteur



**Slewing speeds**  
Vitesses d'orientation



**Driving speed**  
Vitesse de translation



**Boom length**  
Longueur de la flèche



**Gradability**  
Aptitude à gravir les pentes



**Boom position**  
Position de la flèche



**Transmission**  
Boîte de vitesse



**Counterweight**  
Contrepoids



**Gear**  
Vitesse



**Outriggers**  
Calage



**Onroad gear**  
Vitesse de route



**Slewing gear / Working area**  
Mécanisme d'orientation / Plage de travail



**Crawl speed**  
Marche lente



**Standard**  
Norme



**Max. supporting forces**  
Forces d'appui max.



**Radius**  
Portée

## Remarks

1. The lifting capacities do not exceed 85 % of the tipping load according to ASME B 30.5. The crane's structural steelwork is in accordance with EN 13000 and ASME B 30.5.
2. For the calculation of the load charts at least a wind speed of 30 ft/s (9 m/s, 20 mph) and regarding the load a sail area of 1 m<sup>2</sup> per ton load and a wind resistance coefficient of 1.2 on the load have been taken into account. For lifting of loads with large sail areas and/or high wind resistance coefficients the maximum wind speed as stated in the load charts has to be reduced.
3. The lifting capacities stated are valid for lifting operation only (corresponding with crane classification according to ISO 4301-1, crane group A1).
4. Lifting capacities are given in kip.
5. The weight of the hook blocks and hooks is part of the load and therefore it must be deducted from the lifting capacities.
6. The working radii are measured from the slewing centerline.
7. The stated lengths of the telescopic boom are maximum values and may deviate slightly.
8. The lifting capacities given for the telescopic boom apply if the folding jib is removed.
9. Subject to modification of lifting capacities.
10. Lifting capacities above 298,600 lb / 410,000 lb only with additional pulley block/special equipment.
11. The data of this brochure serves only for general information. All information is provided without warranty. Instructions for the correct commissioning of the crane can be found in the operation manual and the load chart book.
12. The illustrations in this brochure may feature accessories and special equipment not included in the standard scope of delivery.

## Remarques

1. La capacité de charge ne doit pas dépasser 85 % de la charge de basculement conformément à ASME B 30.5. La structure métallique de la grue est conforme à EN 13000 et ASME B 30.5.
2. Une vitesse de vent de 30 ft/s (9 m/s, 20 mph) minimum, une surface de prise au vent de 1 m<sup>2</sup> par tonne ainsi qu'un coefficient de résistance au vent de la charge 1,2 sont pris en compte pour le calcul des tableaux de charge. Lorsque des charges ayant une surface de prise au vent et/ou un coefficient de résistance au vent plus élevé(e)s sont levées, la vitesse de vent maximale indiquée dans les tableaux de charge doit être réduite.
3. Forces de levage pour application de grue de montage (correspond à la classification de grues selon ISO 4301-1, groupe de grues A1).
4. Les charges sont indiquées en kip.
5. Le poids du crochet de levage resp. de la moufle à crochet est une partie de la charge et doit donc être déduit de la capacité de charge.
6. Les portées sont prises à partir de l'axe de rotation de la partie tournante.
7. Les longueurs indiquées pour la flèche télescopique sont des valeurs maximales et peuvent légèrement varier dans la réalité.
8. Les charges indiquées pour la flèche télescopique sont valables lorsque la fléchette pliante est démontée.
9. Charges données sous réserve de modification.
10. Les charges supérieures à 298,600 lb / 410,000 lb seulement avec moufle additionnel/équipement supplémentaire.
11. Les données de cette brochure sont données à titre informatif. Ces renseignements sont sans garantie. Les consignes relatives à la bonne mise en service de la grue sont disponibles dans le manuel d'utilisation et le manuel de tableaux de charge.
12. Les figures contiennent également des accessoires et des équipements spéciaux non inclus de série dans la livraison.

# Customer Service

Personal. Competent. Reliable.  
Personnalisé. Compétent. Fiable.



To ensure your Liebherr remains a Liebherr.

- Commission and training by experienced service technicians
- Worldwide service network with over 80 branches
- 24/7 technical support worldwide
- Fast availability of spare parts
- Attractive packages for maintenance and service

De sorte que votre Liebherr reste une Liebherr.

- Mise en route et formation effectuées par des techniciens qualifiés
- Service-Après-Vente Mondial représenté par plus de 80 correspondants
- Assistance Technique 24/24 et 7/7 jours
- Rapide disponibilité des pièces de rechanges
- Kits d'entretiens pour révisions et maintenances à un prix attractif

## Proposition 65



**WARNING:** This product can expose you to chemicals, including exhaust emissions, including lead and lead compounds, which are known to the State of California to cause cancer, birth defects or other reproductive harm.  
For more information see: [www.P65warnings.ca.gov/diesel](http://www.P65warnings.ca.gov/diesel)

Subject to modification · Sous réserve de modifications

Liebherr-Werk Ehingen GmbH · Postfach 1361 · 89582 Ehingen, Germany  
+49 73 91 5 02-0 · [www.liebherr.com](http://www.liebherr.com)

Get Your  
Contact

